



STETSON

2012-13 WOMEN'S BASKETBALL



Atlantic Sun Champions: 1989, 2005, 2011 NCAA Tournament: 2005, 2011 WNIT: 2012

Schedule & Results

19-7 Overall, 12-3 A-Sun

Date	Opponent (TV)	Time/Result
NOVEMBER		
9 Fri.	& vs. Hofstra	L, 75-77
10 Sat.	at USF	L, 48-70
16 Fri.	Florida A&M	W, 88-67
18 Sun.	at Florida State	L, 44-76
20 Tue.	Bethune-Cookman	W, 66-52
25 Sun.	Ball State	W, 78-66
DECEMBER		
4 Tue.	Lynn University	W, 66-51
8 Sat.	at Charlotte	L, 73-81
15 Sat.	at Florida Atlantic	W, 78-66
18 Tue.	# Georgia Southern	W, 70-39
19 Wed.	# UNC Asheville	W, 74-47
31 Mon.	* at Mercer	W, 74-41
JANUARY		
2 Wed.	* at Kennesaw State	W, 57-52
5 Sat.	* North Florida	W, 71-57
7 Mon.	* Jacksonville	W, 73-56
12 Sat.	* at USC Upstate	W, 84-66
14 Mon.	* at ETSU	W, 71-55
19 Sat.	* Lipscomb	W, 92-51
21 Mon.	* Northern Kentucky	W, 62-39
26 Sat.	* at Florida Gulf Coast	L, 55-74
FEBRUARY		
2 Sat.	* at North Florida	L, 52-56
4 Mon.	* at Jacksonville	W, 72-51
9 Sat.	* ETSU	W, 74-65
11 Mon.	* USC Upstate	W, 79-55
16 Sat.	* at Northern Kentucky	L, 68-73
18 Mon.	* at Lipscomb (ESPN3)	W, 68-54
23 Sat.	* Florida Gulf Coast	1:00 pm
28 Thur.	* Kennesaw State	5:00 pm
MARCH		
2 Sat.	* Mercer	1:00 pm
6/7 W/Th.	\$ A-Sun Quarterfinals (CSS)	TBA
8 Fri.	\$ A-Sun Semifinals (CSS)	TBA
9 Sat.	\$ A-Sun Championship (ESPN3)	TBA

& - WBI Tip-Off Classic, Daytona Beach, Fla.

- 25th Annual Hatter Classic, DeLand, Fla.

* - Atlantic Sun Conference game

\$ - Atlantic Sun Championship, Macon, Ga.

Home games in Bold

All times Eastern and subject to change

Atlantic Sun Standings

	A-Sun	Pct.	Overall	Pct.
* - FGCU	13-0	1.000	22-5	.815
* - Mercer	12-2	.857	18-7	.720
* - Stetson	12-3	.800	19-7	.731
z - Northern Ky.	8-6	.571	11-12	.478
* - North Florida	6-8	.429	10-15	.400
* - USC Upstate	6-9	.400	10-16	.385
ETSU	5-10	.333	7-15	.318
Jacksonville	4-10	.286	8-17	.320
Kennesaw State	3-11	.214	7-19	.269
Lipscomb	1-13	.071	2-23	.080

* - clinched A-Sun tournament berth

z - not eligible for postseason play

Saturday

Lipscomb at Kennesaw State * 12:00 p.m.

ETSU at Jacksonville * 1:00 p.m.

FGCU at Stetson * 1:00 p.m.

Northern Kentucky at Mercer * 2:00 p.m.

USC Upstate at North Florida * 2:00 p.m.

Stetson Game #27

Florida Gulf Coast Eagles (22-5, 15-0 A-Sun) at Stetson Hatters (19-7, 12-3 A-Sun)

Date/Time: February 26, 2013 • 1:00 p.m.

Location: Edmunds Center, DeLand, Fla.

Series: FGCU leads 10-2 • FGCU has won five straight

Previous: FGCU defeated Stetson 74-55 on Jan. 26 in Fort Myers

Coaches: FGCU - Karl Smesko is 283-54 in his 11th season at FGCU
Stetson - Lynn Bria is 76-77 in her fifth season at Stetson

Broadcast: Live video will be available for free on HatterVision and ASun.TV. Live audio will be available on WSBB 1230 AM New Smyrna Beach, 1490 AM DeLand, and myam1230.com. Bill Topping and Dee Romine will call the action.

2012-13 Roster

Stetson's Probable Starters

No.	Pos.	Name	Ht.	Cl.	Hometown	PPG	RPG
1	G	C.J. Coddington	5-10	So.	Davie, Fla.	3.2	1.2
3	F	Cherisse Burris	5-10	So.	Blue Springs, Mo.	8.9	4.3
23	G	Shanasa Sanders	5-7	Sr.	Jacksonville, Fla.	13.8	6.5
24	F	Sasha Sims	6-0	Jr.	Fayetteville, Ga.	10.1	4.0
30	G	Victoria McGowan	5-5	Sr.	Inkster, Mich.	16.9	6.7

Reserves

4	G	Sydni Payne	5-9	Fr.	Conyers, Ga.	0.2	0.3
5	G/F	Simone Taylor	6-0	R-Jr.	Delray Beach, Fla.	2.5	2.2
11	G	Ashley Dennis	6-0	Sr.	Bexley, Ohio	3.3	1.0
22	G	Jama Sharp	5-7	So.	Mooresville, Ind.	9.3	3.4
25	G	Ashley Buis	5-11	Sr.	Linden, Ind.	1.1	0.4
31	F	Amena Brent	6-1	Fr.	Homewood, Ill.	0.1	0.6
34	F	Janelle Mills	6-1	Sr.	Wesley Chapel, Fla.	1.5	1.7
40	F	Cha Cha Williams	6-1	Fr.	Bolingbrook, Ill.	0.0	0.2

Head Coach: Lynn Bria (Charleston [W.Va.], 1990) - 5th Season

Assistant Coach: Nicole Woods (Belmont-Abbey, 2006) - 2nd Season

Assistant Coach: Pam Brown (Charlotte, 2006) - 1st Season

Assistant Coach: Jenna Burkett (Robert Morris, 2007) - 1st Season

Pronunciations: Amena (Ah-MEE-nah), Bria (BREE-uh), Buis (BIAS), Cherisse (sha-REESE), Jama (JAY-muh), Shanasa (sha-NAH-suh)

Stetson By The Numbers

16

The number of consecutive home games won by Stetson, the fifth-longest active home court winning streak in the nation. Also the number of consecutive games FGCU has won, the fourth-longest active winning streak in the country.

Stetson Quick Facts

Location	DeLand, Fla.
Founded	1883
Enrollment (All Campuses)	3,961
Nickname	Hatters
Colors	Hunter Green and White
Conference	Atlantic Sun
Home Court	Edmunds Center (4,000)
President	Dr. Wendy Libby
Athletic Director	Jeff Altier
Women's Basketball SID	Jamie Bataille
SID Cell	(386) 748-4586
SID Email	jbataill@stetson.edu
Twitter	@StetsonHatters, @StetsonWBB

News and Notes

Preview

The Stetson women's basketball team begins a three-game homestand Saturday afternoon vs. the Florida Gulf Coast Eagles. Tip-off is scheduled for 1:00 p.m. Stetson is coming off a 68-54 win at Lipscomb on Monday in a game where senior Victoria McGowan recorded her fourth career triple-double.

The All-Time Series vs. FGCU / The Last Meeting

FGCU leads the all-time series 10-2 over Stetson including a 3-2 record in DeLand. In the last meeting with FGCU, the Hatters had their school-record 11-game winning streak halted 74-55 on Jan. 26 in Fort Myers. Victoria McGowan and Shanasa Sanders each scored 16 points. The Eagles owned a significant advantage on the boards, outrebounding Stetson 43-29. FGCU converted 16 offensive rebounds into 15 second chance points.

A Hatters Win Today Would...

- Give Stetson its fifth 20-win season in school history
- Give Stetson its third consecutive 20-win season (would be the first time in school history)
- Give Stetson its 17th consecutive home win (already a school record)
- Break the school-record for most wins in a four-year span (currently 68)
- Tie the school record for most conference wins in a season (13, 2000-01 and 2010-11)

Victoria McGowan Named A-Sun Player of the Week

For the third time this season and for the seventh time in her career, senior guard Victoria McGowan has been named the Atlantic Sun Conference Player of the Week. McGowan recorded her fourth career triple-double on Monday in Stetson's 68-54 win at Lipscomb. She scored 19 points including 15 in the first-half and tied career-highs with 12 rebounds and 10 assists while playing 37 minutes.

Triple-Doubles

After recording an NCAA-best three triple-doubles a year ago, Victoria McGowan picked up her fourth career triple-double against Lipscomb on Monday. McGowan joined Baylor's Brittney Griner as the only two active players in Division I with four career triple-doubles. Stetson's eight triple-double performances all-time is tied with Kansas State and Stanford for the most in NCAA Women's Basketball history.

Stetson's Recent Atlantic Sun Conference Success

Since the start of the 2010-11 season, Stetson is 37-16 (.698) in Atlantic Sun regular season games, 5-1 in A-Sun tournament games, and both years reached the A-Sun Tournament Finals. The Hatters won the A-Sun Championship in 2011.

Quick Hitters: Team News and Notes

- Since starting the year 1-3, Stetson is 18-4 in its last 22 games
- The Hatters have won 16 straight home games and are 28-1 in their last 29 home games
- Stetson leads the A-Sun in field goal pct. (.443) and three-point field goal pct. (.346)
- Stetson has outshot its opponent 20 times, but has outrebounded them only 10 times
- Stetson is 19-1 this year when holding opponents to under 70 points (0-6 when not)
- Stetson is 17-1 this year when outscoring their opponent in the paint
- Only six of Stetson's games this year have been decided by less than 10 points (2-4)

Quick Hatters: Individual News and Notes

- Sasha Sims needs 12 points to become the 20th player in school history to score 1000 points
- Shanasa Sanders is averaging 18.9 points and 7.6 rebounds in her last seven games
- Victoria McGowan has scored in double figures 23 times this season, including 12 in a row.

Dynamic Duo

Stetson's senior backcourt duo of Victoria McGowan and Shanasa Sanders are averaging a combined 30.7 points per game and 13.2 rebounds per game. Only Mercer's Precious Bridges/Kendra Grant have a higher combined scoring average (30.8). Over the last seven games McGowan and Sanders are averaging a combined 35.0 points and 14.0 rebounds per game.

Leading at Home

The Hatters are 12-0 at home this season and have led pretty much the entire time. Of the 480 minutes played at the Edmunds Center this year, Stetson has trailed amazingly for only 18:21 (14:04 of that came in one game - Northern Kentucky). Stetson has never trailed by more than seven points at home this season. Seven times this season Stetson has not trailed in a game at all, including the last two home games in a row.

The Home Streak: 16

Among the Nation's Longest

Stetson's current 16-game home winning streak ranks as the fifth-longest active winning streak in the nation (as of 2/20/13):

#	Team	Streak	Next Home
1.	Baylor.....	53.....	Feb. 23
2.	Chattanooga.....	24.....	Feb. 23
3.	Penn State.....	19.....	Feb. 24
4.	Green Bay.....	17.....	Feb. 23
5.	Stetson.....	16.....	Feb. 23
	Duke.....	16.....	Feb. 22
	Princeton.....	16.....	Feb. 22
8.	Detroit.....	15.....	Feb. 28
	Maryland.....	15.....	Feb. 24

Winning Streak Notes

During the 16-game home winning streak:

- The Hatters have outscored their opponents by an average of 19.4 ppg
- Stetson has shot 45.0% and held opponents to 34.7% shooting
- Stetson has won 14 games by 10+ points, six games by 20+, and two games by 30+.
- Stetson has never trailed by more than seven points
- Stetson has only trailed once at halftime (Lynn, one point).
- Stetson has only trailed for a total of 26:54 (out of a possible 640:00)
- Stetson has led wire-to-wire eight times
- Stetson has not trailed over the last 101:41.

Streaking

Team Streaks

- Stetson has hit at least one three-pointer in 97 straight games
- Stetson has won 16 straight home games (and 28 of 29)
- Stetson has won 20 straight games when opponents score 55 points or less

Individual Streaks

- Janelle Mills has not missed a game in her career (123 games)
- Sasha Sims has not missed a game in her career (93 games)
- Sasha Sims has recorded a rebound in 67 straight games
- Shanasa Sanders has started 60 consecutive games while Cherisse Burris and Jama Sharp have played in 60 consecutive games
- Cherisse Burris has recorded at least one rebound in 60 straight games
- Shanasa Sanders has recorded two or more rebounds in 40 consecutive games
- Shanasa Sanders has recorded five or more rebounds in 16 consecutive games
- Victoria McGowan has scored in double figures in 12 consecutive games
- Shanasa Sanders has scored 16 points or more in seven straight games

A-Sun Preseason Polls

Preseason Accolades

The Stetson women's basketball team was picked to finish first in the Atlantic Sun Conference preseason coaches poll, and the league's head coaches also predicted the Hatters to win the conference tournament. For the second straight year, senior guard Victoria McGowan was selected as the Atlantic Sun Preseason Player of the Year. McGowan earned Player of the Year honors last season after leading the league in points, assists, steals, field goals made and free throws made. Joining McGowan on the preseason all-conference team were senior guard Shanasa Sanders and junior forward Sasha Sims.

Preseason Coaches Poll

Pl.	Team (1st Place Votes)	Points
1.	Stetson (8)	98
2.	FGCU (2).....	89
3.	North Florida	68
T4.	ETSU.....	64
T4.	Jacksonville.....	64
6.	Kennesaw State.....	51
T7.	Northern Kentucky	35
T7.	USC Upstate	35
9.	Lipscomb.....	21
10.	Mercer.....	20

Predicted Tournament Champs: Stetson (8)

Preseason Media Poll

Pl.	Team (1st Place Votes)	Points
1.	FGCU (14).....	181
2.	Stetson (5)	175
3.	Kennesaw State.....	127
4.	North Florida	107
T5.	ETSU.....	103
T5.	Jacksonville.....	103
7.	USC Upstate	93
8.	Northern Kentucky	71
9.	Mercer.....	50
10.	Lipscomb.....	35

Predicted Tournament Champs: FGCU (14)

Atlantic Sun Preseason All-Conference Team

Pos.	Name	School
G/F	Destiny Mitchell.....	ETSU
G	Sarah Hansen	FGCU
G	Brittany Kennedy.....	FGCU
F	Jade Cargill	Jacksonville
G	Kristina Wells	Kennesaw State
F	Ry'Van Buchanan.....	Mercer
G	Tee'Ara Copney.....	USC Upstate
G	Victoria McGowan	Stetson
G	Shanasa Sanders	Stetson
F	Sasha Sims	Stetson

A-Sun Preseason Player of the Year: Victoria McGowan

News and Notes

Best Class Ever?

Stetson's senior class has the opportunity to be winningest four-year class in the history of the women's basketball program. Since the start of the 2009-10 season, the Hatters have won 68 games. The 1988-89 senior class won 68 games over four seasons, so the Hatters need one more win this season to set a new high-water mark. Ashley Dennis, Janelle Mills, and Simone Taylor are each in their fourth season with the Hatters. Victoria McGowan also came to Stetson in 2009 as a sophomore transfer but sat out the 2009-10 season.

Atlantic Sun Statistical Leaders

The Hatters currently rank among the top three Atlantic Sun statistical leaders in nearly every category except rebounding. The Hatters lead the league in field goal percentage (.443), and three-point field goal percentage (.346). Individually, Victoria McGowan leads the league in three-point FG made (59) and ranks second in three-point FG pct. (.450).

NCAA Statistical Leaders

In the Feb. 18 release of NCAA national statistics, the Hatters ranked 19th in the nation in field goal pct., 31st in three-point field goal pct., and 43rd in scoring. Victoria McGowan ranked seventh in the nation three-point field goal pct.

McGowan Chasing School Points Record

Senior Victoria McGowan has been climbing the charts towards the school record for most career points. She currently ranks fourth in Stetson history with 1445 points, and needs 13 more points to move into third place. The school record holder for points scored is Michelle Michael with 1570. At her current season scoring pace, McGowan would have to play eight more games to break the record.

Best Season Ever?

Stetson is approaching the school record for most wins in a season (23, set last year). The 18 wins this year ties for the sixth-highest single-season win total in school history:

1. 23 wins	2012-13	676
2. 22 wins	2000-01	759
2. 21 wins	1986-87	724
4. 20 wins	2010-11	606
St. 19 wins	2012-13 / 1995-96	731 / 679

Already Clinched

With Stetson's win Feb. 4 over Jacksonville, the Hatters clinched a berth in the Atlantic Sun Conference tournament for the 10th consecutive year.

Up Next

Stetson will host Kennesaw State Thursday at 5 p.m.

2012-13 Hatter Awards

Senior CLASS Award Nominee

Victoria McGowan

Hatter Classic All-Tournament Team

Cherisse Burris
Victoria McGowan (MVP)

Atlantic Sun Player of the Week

Victoria McGowan	Nov. 27
Victoria McGowan	Jan. 8
Shanasa Sanders	Feb. 5
Shanasa Sanders	Feb. 12
Victoria McGowan	Feb. 19

College Sports Madness A-Sun POW

Victoria McGowan	Nov. 26
Victoria McGowan	Dec. 24
Victoria McGowan	Jan. 7
Shanasa Sanders	Feb. 11

Records/Accomplishments

- Stetson set the school single-game record with 14 three-pointers vs. Ball State on Nov. 25
- Stetson currently has the longest home court winning streak in school history (16)
- Stetson posted a school-record 11-game win streak from Dec. 15-Jan. 21, which ranked as the third-longest active winning streak in the nation on Jan. 26
- Stetson has set the school record for most wins in a three-year period (58)
- Stetson's 41-point win over Lipscomb was the team's largest margin of victory in 26 years.
- Victoria McGowan's 33-point performance against Kennesaw State tied the school record for most points in a road game in school history.
- Janelle Mills owns the school record for career games played (123).

The Head Coach



Lynn Bria

HEAD COACH

Charleston (WV), 1990

5th Season at Stetson

Lynn Bria is in her fifth season at the helm of Stetson women's basketball in 2012-13 after a second straight excellent campaign in 2011-12. Under Bria, the Hatters won a school record 23 games and advanced to the postseason for the second year in a row, participating in the WNIT for the first time in school history. Three players earned All-Atlantic Sun honors including A-Sun Player of the Year and All-Tournament Team selection Victoria McGowan, who led the nation with three triple-doubles. Also honored were Second Team All-Atlantic Sun forward Sasha Sims and A-Sun All-Freshman Team forward Cherisse Burris.

Bria's 2010-11 Hatters won 20 games for the first time in 10 seasons, captured their third Atlantic Sun Conference tournament championship and advanced to the NCAA Tournament for the second time in school history and first time since 2005.

Stetson's turnaround under Bria from 6-24 to 20-13 (+12.5 games) was the second largest improvement in NCAA Division I women's basketball. Honors that came to members of the team included A-Sun Tournament MVP (Victoria McGowan), A-Sun All-Tournament Team (Tierra Brown, Sasha Sims), Second Team All-Atlantic Sun (McGowan), A-Sun All-Freshman Team (Sims), A-Sun Player of the Week (Natasha Graboski) and A-Sun Newcomer of the Week (McGowan twice, Sims). Graboski went on to sign a professional contract with Alexandria of Romania's Division 1 League in the summer of 2011.

In 2009-10 Bria led the Hatters to their seventh consecutive A-Sun tournament appearance. In her first season at Stetson, Bria made an immediate impact on the recruiting trail as her 2009-10 incoming class was ranked by Michael T. White's noted scouting service All-Star Girls Report as the best in the Atlantic Sun and in the top third of all NCAA Division I teams.

Bria has coached women's basketball for 20 years with 14 seasons of Division I head coaching experience to her credit at UCF, Ohio University and Stetson. In addition to coaching, she has extensive classroom experience at the university level and is committed to developing young women both athletically and academically.

Prior to joining the Hatters, Bria spent the previous two seasons as an assistant coach at top-level programs West Virginia (2006-07) and most recently the University of Miami. Her excellent recruiting skills led to the Hurricanes signing a Top 25 incoming class according to recruiting experts at www.HoopGurlz.com. With WVU, Bria served as recruiting coordinator in addition to her on-court coaching duties. Her leadership helped the Mountaineers achieve one of their best seasons in school history, which featured an at-large bid to and second round appearance in the NCAA Tournament as well as the second-largest turnaround in W-L record in Big East Conference history (15-16 to 21-11 overall and from 4-12 to 11-5 in Big East games).

From 1999-2006, Bria was the head coach at Ohio University in Athens, Ohio. She is second all-time in career wins at Ohio and was the first coach in Bobcats history to sign a recruit that would become Mid-American Conference Freshman of the Year.

Prior to taking the position at Ohio, Bria led UCF for three seasons from 1996-99. Her final Golden Knights team in 1998-99 was the TAAC (now Atlantic Sun) regular season and tournament champions and appeared in the NCAA Tournament. For her efforts, Bria was named the 1998-99 TAAC Coach of the Year. In just three seasons, she ranked second in career wins at UCF.

Bria's first head coaching position came at Division II Texas Woman's University in Denton, Texas for three seasons from 1993-96. At the age of 24, Bria was the fourth-youngest head coach in the country when she was hired. She coached the team, coordinated fundraising and taught in the Kinesiology department in addition to serving on the NCAA Division II Tournament regional selection committee. Her Pioneer squads won more games each year of her tenure than the one previously.

Her first three years out of college at the University of Charleston (W. Va.) were spent on the coaching staffs at Marshall (where she obtained her Master's degree in 1992) and Radford, where she helped lead the Highlanders to the Big South regular season and tournament titles in 1992-93.

A standout performer for the Charleston Golden Eagles, the Class of 1990 graduate was inducted into her alma mater's Athletic Hall of Fame in 2003. She scored 1,146 points in her career, averaging 10.3 points per game and was a 75.3 percent free throw shooter over her career.

Lynn Bria Year-By-Year

Year	School	W-L
1993-94	Texas Woman's Univ.	5-22
1994-95	Texas Woman's Univ.	8-18
1995-96	Texas Woman's Univ.	13-14
1996-97	UCF	13-15
1997-98	UCF	17-11
1998-99	UCF (NCAA)	20-10
1999-00	Ohio	11-17
2000-01	Ohio	9-20
2001-02	Ohio	13-16
2002-03	Ohio	9-19
2003-04	Ohio	13-15
2004-05	Ohio	13-16
2005-06	Ohio	9-20
2008-09	Stetson	8-22
2009-10	Stetson	6-24
2010-11	Stetson (NCAA)	20-13
2011-12	Stetson (WNIT)	23-11
2012-13	Stetson	19-7
Totals	TWU (3 seasons)	26-54
Totals	UCF (3 seasons)	50-36
Totals	Ohio (7 seasons)	77-123
Totals	Stetson (5th year)	76-77
Totals	Overall (18th year)	229-290

Lynn Bria at Stetson

2012-13

- School-record 11 straight victories
- School-record 16 straight home victories
- 8-0 start in A-Sun

2011-12

- School-record 23 wins
- First WNIT appearance in school history
- Reached A-Sun title game
- School-record 10 straight victories
- 7-0 start in A-Sun
- Ranked as high as 18th in Mid-Major Poll
- Recorded 200th career victory

2010-11

- Atlantic Sun Conference Champions
- NCAA Tournament Appearance
- 20-13 overall record
- +12.5 game improvement, second largest turnaround in NCAA Division I
- Natasha Graboski signed professional contract in Romania

2008-10

- Hatters qualify for sixth and seventh consecutive A-Sun tournaments
- 2009-10 incoming class was ranked by Michael T. White's noted scouting service All-Star Girls Report as the best in the Atlantic Sun Conference and in the top third of all NCAA Division I teams.

Hatters Individual Honors

- A-Sun Player of the Year (Victoria McGowan, 2012)
- A-Sun Tournament MVP (Victoria McGowan, 2011)
- First Team All-Conference: 1
- Second Team All-Conference: 2
- A-Sun All-Freshman Team: 2
- A-Sun All-Tournament Team: 4
- A-Sun Player of the Week: 10
- A-Sun Newcomer of the Week: 7

Career 20-Point Games

23 - Victoria McGowan (7 this season)

Pts	Opponent	Date
33	at Kennesaw State	1/2/13
29	at Mercer	1/4/12
27	Jacksonville	1/7/13
27	Bethune-Cookman	11/20/12
27	at Bethune-Cookman	2/11/11
26	at Ball State	12/4/11
26	vs. Niagara	11/18/11
26	USC Upstate	2/7/11
25	at Jacksonville	12/2/10
24	Jacksonville	1/7/12
23	at Northern Kentucky	2/16/13
23	at Charlotte	12/8/12
23	Florida A&M	11/16/12
22	vs. Belmont	3/4/11
22	vs. Bradley	11/22/11
22	at ETSU	1/10/11
21	at Mercer	12/31/12
21	vs. Jacksonville	3/2/12
21	at ETSU	2/23/12
21	at North Florida	2/4/12
21	at Belmont	1/14/12
21	Campbell	2/17/11
20	Georgia State	11/21/10

10 - Shanasa Sanders (4 this season)

Pts	Opponent	Date
24	vs. Hofstra	1/9/12
24	at USF	11/28/11
23	at UNF	2/2/13
23	USC Upstate	2/11/13
22	Jacksonville	1/7/12
22	at ETSU	1/14/13
22	ETSU	12/1/11
22	at Winthrop	11/20/11
21	Lipscomb	2/11/12
20	at Bethune-Cookman	12/11/12

(also had a 25-point game with Cincinnati)

7 - Sasha Sims (3 this season)

Pts	Opponent	Date
25	Jacksonville	1/7/12
24	vs. Jacksonville	1/5/11
23	at Mercer	12/31/12
22	vs. Lipscomb	1/19/13
21	Belmont	2/9/12
21	at Florida	11/14/11
20	ETSU	2/9/13

2 - Jama Sharp (1 this season)

Pts	Opponent	Date
21	at ETSU	1/14/13
21	at Lipscomb	1/12/12

this season in italics

Career Double-Doubles

12 - Victoria McGowan (3 this season)

Pts	Reb	Opponent	Date
33	10	at Kennesaw State	1/2/13
29	10	at Mercer**	1/4/12
26	11	at Ball State**	12/4/11
26	11	vs. Niagara	11/18/11
24	11	Jacksonville	1/7/12
23	12	Florida A&M	11/16/12
21	10	vs. Jacksonville**	3/2/12
19	12	at Lipscomb**	2/18/13
19	12	at FGCU	2/21/11
19	10	at Campbell	1/22/11
16	11	Maine	12/21/10
11	12	at Mercer	2/14/11

** - also had 10 assists for a triple double

6 - Sasha Sims (0 this season)

Pts	Reb	Opponent	Date
25	10	Jacksonville	1/7/12
24	12	vs. Jacksonville	3/5/11
14	11	at Belmont	1/14/12
14	11	at USF	11/28/11
11	10	vs. Jacksonville	3/2/12
10	10	vs. Bradley	11/19/11

3 - Cherisse Burris (0 this season)

Pts	Reb	Opponent	Date
17	10	at Jacksonville	2/2/12
16	12	at Mercer	1/4/12
12	12	vs. USC Upstate	2/29/12

3 - Shanasa Sanders (2 this season)

Pts	Reb	Opponent	Date
23	13	Lynn	12/4/12
22	14	Jacksonville	1/7/12
18	11	at Jacksonville	2/4/13

1 - Jama Sharp (1 this season)

Pts	Reb	Opponent	Date
13	10	Lynn	12/4/12

this season in italics

Career Triple-Doubles

4 - Victoria McGowan (1 this season)

Pts	Reb	Ast	Opponent	Date
26	11	10	at Ball State	12/4/11
29	10	10	at Mercer	1/4/12
21	10	10	vs. Jacksonville*	3/2/12
19	12	10	at Lipscomb	2/18/13

* - A-Sun tournament

A-Sun Statistical Rankings

Stetson's Team Rankings

Category	No.	A-Sun Rank	NCAA Rank
Points Scored	69.7	2nd	43
Points Allowed	59.1	3rd	116
Scoring Margin	+10.5	2nd	45
FG Pct.	.443	1st	19
3FG Pct.	.346	1st	31
FT Pct.	.728	3rd	56
Rebounding	35.9	6th	n/a
Rebounding Margin	-1.9	7th	233
Blocks	3.9	2nd	88
Assists	13.8	3rd	110
Steals	9.3	2nd	129
Turnover Margin	+4.2	2nd	36
3FG Made	6.7	2nd	38
Won-Lost Pct.	.731	2nd	58

A-Sun Rankings as of 2/19

NCAA Rankings as of 2/18

Hatters Individual Rankings

Scoring	No.	A-Sun Rank	NCAA Rank
Victoria McGowan	16.9	3rd	75th
Shanasa Sanders	13.8	4th	
Sasha Sims	10.1	17th	

Rebounding	No.	A-Sun Rank
Victoria McGowan	6.7	9th
Shanasa Sanders	6.5	10th

FG Pct.	No.	A-Sun Rank	NCAA Rank
Victoria McGowan	.490	5th	58th
Cherisse Burris	.479	8th	
Jama Sharp	.475	9th	
Sasha Sims	.442	11th	

Assists	No.	A-Sun Rank
Victoria McGowan	4.3	3rd
Shanasa Sanders	2.6	9th
Jama Sharp	2.6	9th

FT Pct.	No.	A-Sun Rank
Shanasa Sanders	.772	4th
Victoria McGowan	.740	9th

Steals	No.	A-Sun Rank
Jama Sharp	2.2	3rd
Victoria McGowan	2.1	5th

3FG Pct.	No.	A-Sun Rank	NCAA Rank
Victoria McGowan	.450	2nd	7th
Jama Sharp	.374	5th	
Shanasa Sanders	.337	10th	

3FG Made	No.	A-Sun Rank	NCAA Rank
Victoria McGowan	2.4 (59)	1st	64th

Blocked Shots	No.	A-Sun Rank
Sasha Sims	1.4	2nd

A/TO Ratio	No.	A-Sun Rank
Victoria McGowan	1.6	3rd

Minutes Played	No.	A-Sun Rank
Shanasa Sanders	32.5	7th
Victoria McGowan	31.7	10th

The Last Time

The Last Time A Stetson Player...

Scored 30 Points	Victoria McGowan (33) vs. Kennesaw 1/2/13
Scored 35 Points	Nefertiti Walker (35) vs. North Florida 3/2/06
Scored 40 Points	NEVER, SCHOOL RECORD IS 39 POINTS
Two Players Scored 20 Points	Shanasa Sanders (22) and Jama Sharp (21) at ETSU 1/14/13
Three Players Scored 20 Points	Sims (25), McGowan (24) & Sanders (22) vs. JU 1/7/12
Recorded 15 Rebounds	Natasha Graboski, 15 vs. Ga. Southern 12/14/10
Recorded 20 Rebounds	Kristy Brown, 21 vs. Florida Atlantic 1/29/05
Recorded 10 Assists	Victoria McGowan, 10 vs. Jacksonville 3/2/12
Recorded 5 Steals	Cherisse Burris (5) and Jama Sharp (5), vs. Northern Kentucky, 1/21/13
Recorded 5 Blocks	Janelle Mills, 5 vs. USC Upstate 2/7/11
Made 10 Field Goals	Victoria McGowan, 11 vs. Jacksonville 1/7/13
Made 10 Free Throws	Victoria McGowan, 15 at Kennesaw 1/2/13
Made Five 3-Pointers	Shanasa Sanders, 5 at UNF 2/2/13
Played a Complete Game	Shanasa Sanders, 40 at Northern Kentucky 2/16/13

In The Record Book

Points

1.	1570, Michelle Michael	1985-89
2.	1522, Kristy Brown	2001-05
3.	1457, Dallas Boychuk	1982-86
4.	1445, Victoria McGowan..... 2010-Present	
5.	1398, Dieidre Hillery	1984-88
6.	1377, Cher Dyson	1997-01
7.	1363, Donna Johnson	1978-82
8.	1347, Kristen Follis	1990-94
9.	1285, Lamilia Ford	1992-96
10.	1270, Brenda Elrod	1977-81

Scoring Average

1.	18.34, Nefertiti Walker	2005-06
2.	15.70, Victoria McGowan..... 2010-Present	
3.	14.27, Michelle Michael	1985-89
4.	14.20, Kristy Brown	2001-04
5.	13.79, Sarah Foley	1986-90
6.	13.77, Donna Johnson	1978-82
7.	13.01, Dallas Boychuk	1982-86
8.	12.94, Dieidre Hillery	1984-88
9.	12.83, Brenda Elrod	1977-81
10.	12.75, Cher Dyson	1997-01

Field Goals Made

1.	625, Michelle Michael	1985-89
2.	571, Brenda Elrod	1977-81
3.	561, Dieidre Hillery	1984-88
4.	560, Kristy Brown	2001-05
	560, Donna Johnson	1978-82
6.	552, Dallas Boychuk	1982-86
7.	536, Sarah Foley	1986-90
8.	505, Cher Dyson	1997-01
9.	503, Victoria McGowan..... 2010-Present	
10.	466, Diane Hayes	1979-83
	466, Lamilia Ford	1992-96

3-Point Field Goals Made

1.	275, Kristen Follis	1990-94
2.	166, Victoria McGowan..... 2010-Present	
3.	149, Nefertiti Walker	2004-06
4.	102, Tierra Brown	2007-11
5.	98, Ashli Jackson	2007-10
6.	94, Sasha Sims..... 2010-Present	
	94, Audrey Kull	1997-01
8.	87, Melissa Monroe	1994-97
9.	80, Shanasa Sanders..... 2011-Present	
10.	77, Shannon Menapace-Wallhoff....	1994-98

3-Point Field Goals Attempted

1.	748, Kristen Follis	1990-94
2.	444, Victoria McGowan..... 2010-Present	
3.	380, Nefertiti Walker	2004-06
4.	349, Tierra Brown	2007-11
	349, Audrey Kull	1997-01
6.	300, Ashli Jackson	2007-10
7.	281, Sasha Sims..... 2010-Present	
8.	255, Melissa Monroe	1994-97
9.	252, Renee Barnes	2002-04
10.	239, Sharnesha Smith	2005-09

3-Point Field Goal Pct. (min. 120 attempts)

1.	41.1, Valerie Golden (51-124).....	1987-90
2.	39.2, Nefertiti Walker (149-380).....	2004-06
3.	37.8, Cher Dyson (70-185)	1997-01
4.	37.4, Victoria McGowan (166-444) . 2010-Pr.	
5.	37.0, Terri Cain (51-138)	1986-88
6.	36.8, Kristen Follis (275-748).....	1990-94
7.	34.6, Cynthia Fair (53-153).....	1995-97
8.	34.4, Shannon Wallhoff (77-224)	1994-98
9.	34.3, Shanasa Sanders (80-233) ..2011-Pr.	
10.	34.1, Melissa Monroe (87-255).....	1994-97
11.	33.5, Sasha Sims (94-281).....2010-Pr.	

Free Throws Made

1.	370, Kristy Brown.....	2001-05
2.	353, Lamilia Ford	1992-96
	353, Dallas Boychuk	1982-86
4.	342, Kim Lucas	1991-95
5.	319, Michelle Michael	1986-89
6.	313, Diane Hayes	1979-83
7.	297, Cher Dyson	1997-01
8.	288, Marsha Harrison	1995-99
9.	276, Dieidre Hillery	1984-88
10.	273, Victoria McGowan.....2010-Pr.	

Free Throw Pct. (min. 150 att.)

1.	91.6, Nefertiti Walker (197-215).....	2005-06
2.	82.2, Anita Mathur (134-163)	1985-89
3.	78.2, Victoria McGowan (273-349).....2010-Pr.	
4.	77.1, Kristen Follis (216-280).....	1990-94
5.	77.0, Shannon Wallhoff (134-174) ..	1994-98
6.	76.5, Amy White (225-294)	1998-02
7.	76.1, Kristy Brown (370-486)	2001-05
8.	75.8, Cher Dyson (297-392)	1997-01
9.	74.7, Sasha Sims (174-233)..... 2010-Pr.	
10.	73.7, Shanasa Sanders (132-179) 2010-Pr.	

Assists

1.	619, Terri Cain.....	1984-88
2.	527, Michelle Michael	1985-89
3.	486, Donna Johnson	1978-82
4.	409, Sharnesha Smith	2005-09
5.	408, Victoria McGowan..... 2010-Present	
6.	375, Cher Dyson	1997-01
7.	365, Kristen Follis	1990-94
8.	359, Kim Manning	2003-07
9.	358, Liz Hufford.....	1993-97
10.	288, Amy Knauff.....	1989-93

Blocked Shots

1.	137, Dieidre Hillery	1984-88
2.	120, Sarah Foley	1986-90
3.	106, Sasha Sims..... 2010-Present	
4.	91, Ayesha Barkley	2005-09
5.	78, Janelle Mills..... 2009-Present	
6.	77, Kaisa Tuure.....	2000-02
7.	65, Leslie Clutts	1980-84
8.	59, Lamilia Ford	1992-96
9.	54, Janene Maclin.....	2003-07
	54, Kristy Brown.....	2001-05

Steals

1.	403, Cher Dyson	1997-01
2.	310, Brenda Elrod	1977-81
3.	296, Donna Johnson.....	1978-82
4.	258, Lamilia Ford	1992-96
5.	218, Victoria McGowan..... 2010-Present	
6.	213, Kim Lucas	1991-95
7.	204, Terri Cain.....	1984-88
8.	201, Kim Manning	2003-07
9.	193, Kristen Follis	1990-94
10.	188, Tashean Thomas	2001-03

Games Played

1.	123, Janelle Mills..... 2009-Present	
2.	119, Tierra Brown.....	2007-11
3.	118, Janene Maclin	2003-07
4.	117, Kim Manning	2003-07
5.	116, Ayesha Barkley	2005-09
6.	114, Terri Cain	1984-88
7.	113, Amy White	1998-02
8.	112, Dallas Boychuk	1982-86
	112, Sharnesha Smith.....	2005-09
10.	110, Ashley Dennis..... 2009-Present	
	110, Shannon Wallhoff	1994-98
	110, Amy Knauff.....	1989-93
	110, Michelle Michael.....	1985-89
14.	109, Tiffany Trenkle.....	1991-95
	109, Anita Mathur.....	1985-89
16.	108, Cher Dyson	1997-01

	108, Dieidre Hillery	1984-88
	108, Kristen Moriarty.....	1989-93
	108, Kristen Follis	1990-94
20.	107, Ashli Jackson	2007-10
	107, Kristy Brown	2001-05
	107, Shayna Swinson	2005-09
23.	106, Audrey Kull.....	1997-01
	106, Nicole Knappmiller.....	1996-00
	106, Diane Hayes	1979-83
26.	105, Lamilia Ford	1992-96
27.	102, Jessica Conner.....	2007-11

Scoring - Atlantic Sun Record Book

1.	2796, Andrea Congreaves Mer	89-93
2.	2515, Alben Branzova FIU	92-95
3.	2140, Phyllette Blake GaSo	85-89
4.	2091, Regina Days GaSo	84-88
5.	2001, Leslie McElrath GSU	97-01
6.	1904, San Kegler GSU	88-93
7.	1892, April Cromartie Cam	98-02
8.	1829, Siarra Evans ETSU	06-10
	1829, Polly Innerarity FAMU	89-92
10.	1812, Andrea Nagy FIU	92-95
11.	1728, Evita Rogers GSU	99-03
12.	1641, Regina Days GaSo	85-88
13.	1624, Felecia Autry Cam	94-98
14.	1604, Deneka Knowles SLU	93-96
15.	1579, Tee'Ara Copney Upst	09-
16.	1571, Brittany Kirkland UNF	08-12
17.	1570, Michelle Michael Stet	85-89
18.	1565, Tracy Wilson GaSo	88-91
19.	1522, Kristy Brown Stet	01-05
20.	1517, Chariya Davis UCF	95-99
	1517, Tamika Coley UCF	93-96
22.	1514, Patechia Hartman GSU	01-05
23.	1506, Tana Pokorna FIU	93-96
24.	1503, TaRonda Wiles ETSU	06-10
25.	1489, Ashley Williams JU	04-08
26.	1445, Victoria McGowan Stet..... 10-Pres.	
27.	1431, Amber Rockwell Bel	06-10
28.	1411, Jenna Bartsokas Lip	07-11
29.	1402, Lashon Brown Mer	93-96
30.	1398, Dieidre Hillery Stet	84-88

The Hatters Nickname

The unlikely combination of a famous hat manufacturer and a university produced a novel nickname for Stetson University. The athletic teams are called "Hatters," reflecting the university's association with John B. Stetson, maker of the well-known Stetson hats. It all began in 1883 when Henry DeLand founded the DeLand Academy. Three years later, after a disastrous freeze affecting the citrus industry left DeLand in financial distress, Stetson, who had a winter home in DeLand, became interested in the school. At Deland's request, Stetson was made chairman of the Board of Trustees in 1889 and the university was renamed in his honor. Stetson University fielded the first football team in Florida in 1901. The name "Hatter" was used then and is still in use today.



Record Breakdown

Overall	19-7
Home	(Streak W16) 12-0
Away	7-6
Neutral	0-1

Atlantic Sun	12-3
Home	6-0
Away	6-3

Non-Conference	7-4
Home	6-0
Away	1-4
Neutral	0-1

By Month	
In November	3-3
In December	5-1
In January	7-1
In February	4-2

By Uniform Color	
In White	12-1
In Green	0-3
In Black	7-3

Stetson's Record When	
At Halftime	
Stetson Leads	17-1
Opponent Leads	2-6
Halftime Tie	0-0

Stetson Shoots	
50% or better	8-0
45-50%	4-2
40-45%	3-1
Under 40%	4-4

Stetson Scores	
90 points or more	1-0
80-89 points	2-0
70-79 points	11-2
60-69 points	4-1
59 points or less	1-4

Opponent Shoots	
50% or better	0-1
45-50%	0-5
40-45%	1-0
Under 40%	18-1

Opponent Scores	
90 points or more	0-0
80-89 points	0-1
70-79 points	0-5
60-69 points	5-0
59 points or less	14-1
55 points or less	(Streak W20) 12-0

Compared to Opponent	
Stetson has higher FG%	19-1
Stetson hits more 3-pointers	10-5
Stetson attempts more free throws	8-3
Stetson has more rebounds	9-1
Stetson has fewer turnovers	16-4

Margin of Victory/Defeat								
	1	2	3	4	5	6-9	10-15	16+
Wins					1	1	6	11
Losses		1		1	1	1		3
10+ point victories								17
20+ point victories								8
30+ point victories								3
40+ point victories								1

Game-By-Game Miscellaneous Stats

Opponent	Largest Lead	Largest Deficit	Best Run	Opp. Run	Points in Paint	Points Off TO	2nd Chance	Fast Break
vs. Hofstra	3	14	9-0	7-0	28/30	24/28	4/16	2/2
at USF	6	22	6-0	11-0	10/24	10/22	3/13	0/10
Florida A&M	25	1	7-0	8-0	46/10	17/11	18/13	10/2
at Florida State	3	32	6-0	12-0	18/50	15/27	4/17	0/11
Bethune-Cookman	14	0	8-0	5-0	12/16	17/5	3/4	2/2
Ball State	19	3	10-0	12-0	26/36	9/20	9/14	4/6
Lynn University	20	1	14-0	6-0	34/22	16/5	14/20	6/0
at Charlotte	2	18	8-0	13-0	26/44	17/23	17/15	6/15
at Florida Atlantic	15	6	8-0	5-0	30/26	18/20	17/12	2/4
Georgia Southern	31	2	8-0	5-0	34/12	24/6	11/4	8/0
UNC Asheville	31	0	14-0	6-0	40/22	21/11	10/14	9/2
*at Mercer	36	2	16-0	5-0	30/2	21/6	2/13	6/0
*at Kennesaw State	7	12	15-0	6-0	24/20	20/5	10/8	6/0
*North Florida	22	0	9-0	8-0	28/14	17/5	9/8	2/2
*Jacksonville	19	0	10-0	6-0	36/34	12/4	6/18	4/2
*at USC Upstate	26	3	11-0	9-0	42/28	33/10	10/10	18/14
*at ETSU	16	0	8-0	5-0	34/30	19/7	10/12	10/2
*Lipscomb	42	0	10-0	6-0	38/4	19/0	13/2	4/0
*Northern Kentucky	25	7	11-0	8-0	34/14	28/6	18/8	6/2
*at FGCU	0	19	5-0	8-0	30/28	13/12	6/15	6/6
*at North Florida	10	6	9-0	11-0	14/24	17/13	3/6	4/6
*at Jacksonville	21	12	11-0	7-0	46/14	19/7	6/11	14/0
*ETSU	21	0	21-0	7-0	36/32	22/7	6/20	13/2
*USC Upstate	33	0	13-0	8-0	38/28	16/11	5/2	0/2
*at Northern Kentucky	7	6	8-0	6-0	22/28	18/6	7/10	0/0
*at Lipscomb	23	2	10-0	5-0	42/8	20/12	9/4	12/0
*FGCU								
*Kennesaw State								
*Mercer								

format for specialty stats is STET/OPP

Statistical Leaders

Double-Figure Scoring: McGowan 23, Sanders 18, Sharp 12, Sims 11, Burris 10, Dennis 2

Double-Figure Rebounding: Sanders 3, McGowan 3, Burris 1, Sharp 1

Double-Doubles: McGowan 3, Sanders 2, Sharp 1

Triple-Doubles: McGowan 1

10-19 point games: McGowan 16, Sanders 14, Sharp 11, Burris 10, Sims 8, Dennis 2

20-29 point games: McGowan 6, Sanders 4, Sims 3, Sharp 1

30-30 point games: McGowan 1

Led Team in Scoring (includes ties): Sanders 12, McGowan 10, Sharp 5, Sims 4, Burris 3

Led Team in Rebounding (includes ties): Sanders 12, McGowan 9, Taylor 2, Sims 2, Burris 2, Sharp 1

Led Team in Assists (includes ties): McGowan 15, Sharp 7, Sanders 5, Sims 2, Burris 1, Coddington 1

Led Team in Blocks (includes ties): Sims 14, Sharp 5, Mills 5, Burris 4, Dennis 3, McGowan 2, Coddington 1, Sanders 1

Led Team in Steals (includes ties): Sharp 12, McGowan 12, Dennis 3, Burris 3, Sims 2, Coddington 2, Sanders 1, Taylor 1, Mills 1

Charges Drawn: Dennis 7, Burris 6, Coddington 4, Mills 3, Williams 3, McGowan 2, Sims 2, Sanders 1

Technical Fouls: 0

Record By Starting Line-Up (10 different):

Burris, Taylor, Sharp, Sanders, McGowan	2-1
Burris, Mills, Sharp, Sanders, McGowan	1-1
Taylor, Sims, Coddington, Sharp, Sanders	0-1
Burris, Sims, Sharp, Sanders, McGowan	6-3
Burris, Coddington, Sharp, Sanders, McGowan	3-0
Burris, Dennis, Sharp, Sanders, McGowan	3-0
Sims, Mills, Coddington, Sharp, Sanders	1-0
Sims, Mills, McGowan, Sharp, Sanders	1-0
Sims, Coddington, Sharp, Sanders, McGowan	1-1
Burris, Coddington, Dennis, Sanders, McGowan	1-0

Player Profiles



1 - C.J. Coddington

Sophomore

5-10 • Guard

Davie, Fla. / Nova HS

Season/Career Highs

	Season	Career
Points	9, at Charlotte -- 12/8/12	11, Belmont -- 2/9/12
Rebounds	3, three times	4, four times
Assists	4, two times	4, two times
Blocks	1, three times	1, eight times
Steals	4, ETSU -- 2/9/13	4, three times
Minutes	31, USC Upstate -- 2/11/13	37, two times

Season/Career Notes

- Has played all 26 games, making eight starts
- Six points, two rebounds at Florida State
- Four points and two rebounds vs. Lynn
- Nine points in 20 minutes at Charlotte
- Seven points in a start at FAU, went 5-5 from the free throw line
- Five points in 10 minutes against Northern Kentucky
- Five points, one block, one steal at UNF
- Four points, four assists at Jacksonville
- Seven points, three rebounds, three assists in start vs. USC Upstate
- Six points, four assists in win at Lipscomb

2012-13 Game-By-Game

Date	Opponent	GS	PTS	REB	AST	BLK	STL	MIN
Nov. 9	vs. Hofstra		2	1	0	0	1	17
Nov. 10	at USF	*	2	1	1	0	1	19
Nov. 16	Florida A&M		5	1	0	0	2	18
Nov. 18	at Florida State		6	2	0	0	1	17
Nov. 20	Bethune-Cookman		0	1	1	0	1	9
Nov. 25	Ball State		0	1	3	0	1	13
Dec. 4	Lynn University		4	2	0	0	0	16
Dec. 8	at Charlotte		9	2	0	0	1	20
Dec. 15	at Florida Atlantic	*	7	2	1	0	1	21
Dec. 18	Georgia Southern	*	4	3	2	0	2	20
Dec. 19	UNC Asheville	*	4	2	0	0	1	16
Dec. 31	*at Mercer		2	0	0	0	0	9
Jan. 2	*at Kennesaw State		0	0	0	0	0	5
Jan. 5	*North Florida		2	0	2	0	0	17
Jan. 7	*Jacksonville		2	2	1	0	1	15
Jan. 12	*at USC Upstate		2	0	2	1	2	23
Jan. 14	*at ETSU		0	1	0	0	0	10
Jan. 19	*Lipscomb		0	3	0	0	0	11
Jan. 21	*NKU		5	0	0	0	0	10
Jan. 26	*at FGCU		0	0	0	0	0	0+
Feb. 2	*at North Florida		5	1	1	1	1	17
Feb. 4	*at Jacksonville	*	4	1	4	0	1	19
Feb. 9	*ETSU		3	1	2	0	4	23
Feb. 11	*USC Upstate	*	7	3	3	1	1	31
Feb. 16	*at NKU	*	3	0	1	0	1	22
Feb. 18	*at Lipscomb	*	6	2	4	0	2	30
Feb. 23	*FGCU							
Feb. 28	*Kennesaw State							
Mar. 2	*Mercer							

C.J. Coddington's Career Stats

Season	GP	GS	Min	Avg	FG	FGA	Pct	3FG	3FGA	Pct	FT	FTA	Pct	Off	Def	Tot	Avg	PF	FO	Ast	TO	Blk	Stl	Pts	Avg
2011-12	33	28	742	22.5	45	137	.328	10	43	.233	38	49	.776	7	51	58	1.8	56	1	32	47	5	45	138	4.2
2012-13	26	8	427	16.4	28	84	.333	2	19	.105	26	38	.684	8	24	32	1.2	37	0	28	23	3	25	84	3.2
TOTAL	59	36	1169	19.8	73	221	.330	12	62	.194	64	87	.736	15	75	90	1.5	93	1	60	70	8	70	222	3.8



3 - Cherisse Burris

Sophomore

5-10 • Forward

Blue Springs, Mo. / Blue Springs HS

Season/Career Highs

	Season	Career
Points	18, UNCA -- 12/19/12	18, UNCA -- 12/19/12
Rebounds	12, NKU -- 1/21/13	12, three times
Assists	4, Lipscomb -- 1/19/13	4, two times
Blocks	3, NKU -- 1/21/13	3, two times
Steals	5, NKU -- 1/21/13	5, NKU -- 1/21/13
Minutes	34, at Charlotte -- 12/8/12	43, Jacksonville -- 1/7/12

Season/Career Notes

- Hatter Classic All-Tournament Team selection
- Ranks eighth in the A-Sun in FG Pct. (.479)
- Has recorded at least one rebound in all 60 career games
- Is averaging 10.5 points and 5.0 rebounds over her last four games
- 13 points, three steals in win vs. Lynn
- 11 points, six rebounds vs. Georgia Southern
- Career-high 18 points on 9-of-12 shooting in win over UNC Asheville
- 16 points (6-9 FG), season-high eight rebounds at USC Upstate
- 16 points (6-8 FG), four assists vs. Lipscomb
- Season-highs 12 rebounds, three blocks and five steals vs. NKU
- 15 points vs. ETSU and 12 points vs. USC Upstate

2012-13 Game-By-Game

Date	Opponent	GS	PTS	REB	AST	BLK	STL	MIN
Nov. 9	vs. Hofstra	*	2	3	0	0	0	16
Nov. 10	at USF		10	3	1	0	0	23
Nov. 16	Florida A&M	*	12	1	1	0	0	20
Nov. 18	at Florida State	*	8	3	2	0	0	24
Nov. 20	Bethune-Cookman	*	6	3	1	2	3	31
Nov. 25	Ball State	*	9	4	0	0	0	18
Dec. 4	Lynn University	*	13	4	1	0	3	21
Dec. 8	at Charlotte	*	4	5	0	0	1	34
Dec. 15	at Florida Atlantic	*	5	4	1	1	1	23
Dec. 18	Georgia Southern	*	11	6	3	0	1	28
Dec. 19	UNC Asheville	*	18	5	0	1	1	27
Dec. 31	*at Mercer	*	6	2	0	0	0	17
Jan. 2	*at Kennesaw State	*	8	4	0	0	1	14
Jan. 5	*North Florida	*	9	4	0	1	0	19
Jan. 7	*Jacksonville	*	10	5	1	1	0	22
Jan. 12	*at USC Upstate	*	16	8	3	0	0	25
Jan. 14	*at ETSU	*	6	3	0	0	1	22
Jan. 19	*Lipscomb	*	16	4	4	0	0	22
Jan. 21	*NKU	*	5	12	1	3	5	31
Jan. 26	*at FGCU	*	7	2	0	0	0	16
Feb. 2	*at North Florida	*	2	3	2	0	1	26
Feb. 4	*at Jacksonville		6	4	1	1	0	25
Feb. 9	*ETSU		15	3	0	0	0	27
Feb. 11	*USC Upstate		12	5	0	0	2	22
Feb. 16	*at NKU		9	5	0	2	1	23
Feb. 18	*at Lipscomb	*	6	7	0	0	0	19
Feb. 23	*FGCU							
Feb. 28	*Kennesaw State							
Mar. 2	*Mercer							

Cherisse Burris's Career Stats

Season	GP	GS	Min	Avg	FG	FGA	Pct	3FG	3FGA	Pct	FT	FTA	Pct	Off	Def	Tot	Avg	PF	FO	Ast	TO	Blk	Stl	Pts	Avg
2011-12	34	34	875	25.7	122	244	.500	4	20	.200	60	79	.759	72	106	178	5.2	97	0	28	63	22	38	308	9.1
2012-13	26	21	596	22.9	93	194	.479	3	14	.214	42	59	.712	54	58	112	4.3	72	0	22	41	12	21	231	8.9
TOTAL	60	55	1471	24.5	215	438	.491	7	34	.206	102	138	.739	126	164	290	4.8	169	0	50	104	34	59	539	9.0

Miscellaneous Career Stats 10+ Point Games: 26 ... 10+ Rebound Games: 4 ... Double-Doubles: 3 ... Consecutive Games with a rebound: 60

Player Profiles



4 - Sydney Payne

Freshman

5-9 • Guard

Conyers, Ga. / St. Pius X Catholic HS

Season/Career Highs

	Season/Career
Points	2, UNC Asheville -- 12/19/12
Rebounds	1, three times
Assists	0
Blocks	0
Steals	0
Minutes	2, five times

Season/Career Notes

- Made her first career basket on her first career shot vs. UNC Asheville
- One rebound vs. UNF
- One rebound, one steal vs. Lipscomb
- One rebound vs. USC Upstate

2012-13 Game-By-Game

Date	Opponent	GS	PTS	REB	AST	BLK	STL	MIN
Nov. 9	vs. Hofstra		DNP--Coach's Decision					
Nov. 10	at USF		DNP--Coach's Decision					
Nov. 16	Florida A&M		DNP--Coach's Decision					
Nov. 18	at Florida State		DNP--Coach's Decision					
Nov. 20	Bethune-Cookman		DNP--Coach's Decision					
Nov. 25	Ball State		DNP--Coach's Decision					
Dec. 4	Lynn University	0	0	0	0	0	0	1
Dec. 8	at Charlotte		DNP--Coach's Decision					
Dec. 15	at Florida Atlantic		DNP--Coach's Decision					
Dec. 18	Georgia Southern	0	0	0	0	0	0	2
Dec. 19	UNC Asheville	2	0	0	0	0	0	2
Dec. 31	*at Mercer	0	0	0	0	0	0	2
Jan. 2	*at Kennesaw State		DNP--Coach's Decision					
Jan. 5	*North Florida	0	1	0	0	0	0	2
Jan. 7	*Jacksonville		DNP--Coach's Decision					
Jan. 12	*at USC Upstate	0	0	0	0	0	0	2
Jan. 14	*at ETSU		DNP -- Coach's Decision					
Jan. 19	*Lipscomb	0	1	0	0	0	1	2
Jan. 21	*NKU		DNP -- Coach's Decision					
Jan. 26	*at FGCU		DNP -- Coach's Decision					
Feb. 2	*at North Florida		DNP -- Coach's Decision					
Feb. 4	*at Jacksonville		DNP -- Injured					
Feb. 9	*ETSU		DNP -- Coach's Decision					
Feb. 11	*USC Upstate	0	1	0	0	0	0	2
Feb. 16	*at NKU		DNP -- Coach's Decision					
Feb. 18	*at Lipscomb	0	0	0	0	0	0	0+
Feb. 23	*FGCU							
Feb. 28	*Kennesaw State							
Mar. 2	*Mercer							

Sydney Payne's Season Stats

Season	GP	GS	Min	Avg	FG	FGA	Pct	3FG	3FGA	Pct	FT	FTA	Pct	Off	Def	Tot	Avg	PF	FO	Ast	TO	Blk	Stl	Pts	Avg
2012-13	9	0	16	1.8	1	3	.333	0	1	.000	0	0	.000	2	1	3	0.3	6	0	0	3	0	1	2	0.2



5 - Simone Taylor

Redshirt-Junior

6-0 • Guard / Forward

Delray Beach, Fla. / Atlantic HS

Season/Career Highs

	Season	Career
Points	8, Ball State -- 11/25/12	15, Mercer -- 1/21/10
Rebounds	9, at FAU -- 12/15/12	12, at Kennesaw St. -- 2/1/10
Assists	2, Ball State -- 11/25/12	6, at FGCU -- 02/21/11
Blocks	0	3, USC Upstate -- 12/17/09
Steals	2, Ball State -- 11/25/12	2, five times
Minutes	27, at Charlotte -- 12/8/12	36, two times

Season/Career Notes

- Missed the final 30 games of the 2011-12 season with an injury
- Received a medical redshirt to retain an extra year of eligibility
- Has played in 23 games, making four starts
- Led the team with seven rebounds vs. USF
- Scored eight points vs. Ball State
- Six points, four rebounds at Charlotte
- Six points, season-high nine rebounds at Florida Atlantic
- Six points each vs. USC Upstate and Lipscomb

2012-13 Game-By-Game

Date	Opponent	GS	PTS	REB	AST	BLK	STL	MIN
Nov. 9	vs. Hofstra		0	1	1	0	0	14
Nov. 10	at USF	*	4	7	1	0	0	17
Nov. 16	Florida A&M	*	6	5	1	0	0	19
Nov. 18	at Florida State	*	4	1	0	0	0	21
Nov. 20	Bethune-Cookman	*	4	3	1	0	1	27
Nov. 25	Ball State		8	1	2	0	2	18
Dec. 4	Lynn University		2	3	1	0	0	16
Dec. 8	at Charlotte		6	4	1	0	0	27
Dec. 15	at Florida Atlantic		6	9	0	0	1	24
Dec. 18	Georgia Southern		0	5	1	0	0	13
Dec. 19	UNC Asheville		2	1	0	0	0	7
Dec. 31	*at Mercer		0	0	0	0	1	8
Jan. 2	*at Kennesaw State		0	0	0	0	0	7
Jan. 5	*North Florida		0	2	0	0	1	4
Jan. 7	*Jacksonville		2	0	0	0	0	9
Jan. 12	*at USC Upstate		6	2	0	0	0	13
Jan. 14	*at ETSU		0	1	0	0	0	5
Jan. 19	*Lipscomb		6	2	1	0	0	17
Jan. 21	*NKU		0	0	0	0	0	4
Jan. 26	*at FGCU		DNP -- Coach's Decision					
Feb. 2	*at North Florida		0	0	0	0	0	2
Feb. 4	*at Jacksonville		0	2	0	0	0	1
Feb. 9	*ETSU		DNP -- Coach's Decision					
Feb. 11	*USC Upstate		2	2	2	0	0	13
Feb. 16	*at NKU		0	0	0	0	0	3
Feb. 18	*at Lipscomb		DNP -- Coach's Decision					
Feb. 23	*FGCU							
Feb. 28	*Kennesaw State							
Mar. 2	*Mercer							

Simone Taylor's Career Stats

Season	GP	GS	Min	Avg	FG	FGA	Pct	3FG	3FGA	Pct	FT	FTA	Pct	Off	Def	Tot	Avg	PF	FO	Ast	TO	Blk	Stl	Pts	Avg
2009-10	28	8	468	16.7	26	92	.283	0	0	.000	36	54	.667	32	70	102	3.6	35	0	30	76	6	8	88	3.1
2010-11	33	8	754	22.8	46	107	.430	0	1	.000	42	51	.824	42	78	120	3.6	62	0	49	52	11	19	134	4.1
2011-12	4	0	82	20.5	7	17	.412	0	0	.000	5	8	.625	12	10	22	5.5	6	0	3	6	0	2	19	4.8
2012-13	23	4	289	12.6	25	55	.455	0	3	.000	8	9	.889	17	34	51	2.2	29	0	13	20	0	6	58	2.5
TOTAL	88	20	1593	18.1	104	271	.384	0	4	.000	91	122	.746	103	192	295	3.4	132	0	95	154	17	35	299	3.4

Player Profiles



11 - Ashley Dennis

Senior

6-0 • Guard

Bexley, Ohio / Bexley HS

Season/Career Highs

	Season	Career
Points	12, GSU -- 12/18/12	14, twice
Rebounds	3, two times	6, Saint Leo -- 11/17/09
Assists	2, two times	3, at USF -- 11/17/10
Blocks	2, ETSU -- 2/9/13	2, ETSU -- 2/9/13
Steals	3, at USF -- 11/10/12	3, at USF -- 11/10/12
Minutes	25, two times	27, at ETSU -- 2/23/12

Season/Career Notes

- Has played in 110 career games, tied for the 10th most games played in school history
- Has played in all 26 games this season, making four starts
- Six points, a block and two steals vs. Ball State
- 12 points, two rebounds, one charge drawn vs. Georgia Southern
- Seven points, two assists vs. UNC Asheville
- 25 minutes, huge defensive effort against Kennesaw (2 charges)
- 14 combined points (four three-pointers) in home sweep of UNF/JU
- 18 points combined in two games vs. Lipscomb

2012-13 Game-By-Game

Date	Opponent	GS	PTS	REB	AST	BLK	STL	MIN
Nov. 9	vs. Hofstra		0	0	1	0	0	4
Nov. 10	at USF		3	2	0	0	3	19
Nov. 16	Florida A&M		0	0	0	0	0	8
Nov. 18	at Florida State		0	1	0	0	0	12
Nov. 20	Bethune-Cookman		2	0	0	0	1	4
Nov. 25	Ball State		6	1	0	1	2	21
Dec. 4	Lynn University		0	1	0	0	0	14
Dec. 8	at Charlotte		0	0	0	0	0	2
Dec. 15	at Florida Atlantic		0	2	0	0	2	9
Dec. 18	Georgia Southern		12	2	0	0	1	23
Dec. 19	UNC Asheville		7	1	2	0	1	15
Dec. 31	*at Mercer		3	2	1	0	2	17
Jan. 2	*at Kennesaw State		2	1	1	0	0	25
Jan. 5	*North Florida	*	6	3	1	0	1	21
Jan. 7	*Jacksonville	*	8	0	2	0	0	18
Jan. 12	*at USC Upstate	*	2	1	1	0	0	17
Jan. 14	*at ETSU		0	1	0	0	1	8
Jan. 19	*Lipscomb		10	1	1	1	0	21
Jan. 21	*NKU		6	2	0	1	2	25
Jan. 26	*at FGCU		0	2	1	0	1	21
Feb. 2	*at North Florida		0	0	0	0	0	3
Feb. 4	*at Jacksonville		4	1	0	0	1	14
Feb. 9	*ETSU		0	0	0	2	0	8
Feb. 11	*USC Upstate		3	0	0	0	1	14
Feb. 16	*at NKU		3	0	2	0	0	15
Feb. 18	*at Lipscomb	*	8	3	1	1	0	21
Feb. 23	*FGCU							
Feb. 28	*Kennesaw State							
Mar. 2	*Mercer							

Miscellaneous Career Stats

10+ Point Games.....4

Ashley Dennis's Career Stats

Season	GP	GS	Min	Avg	FG	FGA	Pct	3FG	3FGA	Pct	FT	FTA	Pct	Off	Def	Tot	Avg	PF	FO	Ast	TO	Blk	Stl	Pts	Avg
2009-10	21	1	226	10.8	21	77	.273	10	37	.270	18	26	.692	9	16	25	1.2	27	0	6	22	2	6	70	3.3
2010-11	30	7	278	9.3	19	65	.292	10	38	.263	13	17	.765	3	19	22	0.7	33	1	13	24	2	5	61	2.0
2011-12	33	5	390	11.8	30	92	.326	25	73	.342	11	15	.733	1	26	27	0.8	30	0	9	17	1	14	96	2.9
2012-13	26	4	379	14.6	31	85	.365	14	56	.250	9	16	.563	5	22	27	1.0	25	0	14	16	6	19	85	3.3
TOTAL	110	17	1273	11.6	101	319	.317	59	204	.289	51	74	.689	18	83	101	0.9	115	1	42	79	11	44	312	2.8



22 - Jama Sharp

Sophomore

5-7 • Guard

Mooresville, Ind. / Mooresville HS

Season/Career Highs

	Season	Career
Points	21, at ETSU -- 1/14/13	21, two times
Rebounds	10, Lynn -- 12/4/12	10, Lynn -- 12/4/12
Assists	9, Ball State -- 11/25/12	9, Ball State -- 11/25/12
Blocks	4, NKU -- 1/21/13	4, NKU -- 1/21/13
Steals	8, at USC Upstate -- 1/12/13	8, at USC Upstate -- 1/12/13
Minutes	35, two times	42, at Ball State -- 12/4/11

Season/Career Notes

- Ranks third in the A-Sun in steals (2.2), 11th in FG Pct. (.475), fifth in three-point field goal pct. (.374), and ninth in assists (2.6)
- Has played in all 26 games, making 25 starts
- Scored 18 first-half points on 7-of-9 shooting in win vs. Florida A&M ... Had 11 points at the first media timeout.
- First career double-double (13p/10r) vs. Lynn
- 16 points, five assists, career-high five steals at Florida Atlantic
- 13 points, five assists vs. B-CU
- Career-high nine assists vs. Ball State
- 17 points (7-10 FG) and a career-high eight steals at USC Upstate
- 21 points (8-11 FG, 3-4 3FG), five assists at ETSU

2012-13 Game-By-Game

Date	Opponent	GS	PTS	REB	AST	BLK	STL	MIN
Nov. 9	vs. Hofstra	*	10	2	2	0	1	32
Nov. 10	at USF	*	10	4	2	1	2	32
Nov. 16	Florida A&M	*	18	6	3	0	2	27
Nov. 18	at Florida State	*	9	2	0	0	1	25
Nov. 20	Bethune-Cookman	*	13	3	5	0	1	32
Nov. 25	Ball State	*	3	5	9	1	1	23
Dec. 4	Lynn University	*	13	10	1	1	1	29
Dec. 8	at Charlotte	*	9	2	1	0	0	24
Dec. 15	at Florida Atlantic	*	16	2	5	0	5	33
Dec. 18	Georgia Southern	*	16	3	1	0	3	28
Dec. 19	UNC Asheville	*	5	5	0	1	4	28
Dec. 31	*at Mercer	*	6	1	4	0	2	24
Jan. 2	*at Kennesaw State	*	2	1	2	1	2	22
Jan. 5	*North Florida	*	11	1	4	0	2	35
Jan. 7	*Jacksonville	*	5	2	1	0	2	25
Jan. 12	*at USC Upstate	*	17	5	3	0	8	31
Jan. 14	*at ETSU	*	21	4	5	1	3	33
Jan. 19	*Lipscomb	*	7	1	2	2	2	25
Jan. 21	*NKU	*	11	6	1	4	5	28
Jan. 26	*at FGCU	*	7	2	2	0	3	35
Feb. 2	*at North Florida	*	4	3	7	0	3	34
Feb. 4	*at Jacksonville	*	5	9	2	1	1	24
Feb. 9	*ETSU	*	3	4	0	0	1	24
Feb. 11	*USC Upstate	*	11	4	1	0	2	21
Feb. 16	*at NKU	*	5	1	3	0	1	34
Feb. 18	*at Lipscomb	*	4	1	2	0	0	18
Feb. 23	*FGCU							
Feb. 28	*Kennesaw State							
Mar. 2	*Mercer							

Jama Sharp's Career Stats

Season	GP	GS	Min	Avg	FG	FGA	Pct	3FG	3FGA	Pct	FT	FTA	Pct	Off	Def	Tot	Avg	PF	FO	Ast	TO	Blk	Stl	Pts	Avg
2011-12	34	2	708	20.8	47	154	.305	20	82	.244	27	39	.692	11	41	52	1.5	55	0	45	52	6	43	141	4.1
2012-13	26	25	726	27.9	87	183	.475	34	91	.374	33	51	.647	13	76	89	3.4	47	0	68	46	13	58	241	9.3
TOTAL	60	27	1434	23.9	134	337	.398	54	173	.312	60	90	.667	24	117	141	2.4	102	0	113	98	19	101	382	6.4

Miscellaneous Career Stats 10+ Point Games: 14 ... 20+ Point Games: 2 ... 10+ Rebound Games: 1 ... Double-Doubles: 1 ... Consec. Games w/a steal: 17

Player Profiles



23 - Shanasa Sanders

Senior

5-7 • Guard

Jacksonville, Fla. / Cincinnati

Season/Career Highs

	Season	Stetson Career
Points	24 vs. Hofstra -- 11/9/12	24, at USF / vs. Hofstra
Rebounds	13, Lynn -- 12/4/12	14, Jacksonville -- 1/7/12
Assists	7, Florida A&M -- 11/16/12	7, Florida A&M -- 11/16/12
Blocks	1, five times	2, two times
Steals	3, four times -- 12/15/12	3, nine times
Minutes	40, at NKU -- 2/16/13	42, Jacksonville -- 1/7/12

Season/Career Notes

- Atlantic Sun Player of the Week on Feb. 5 and Feb. 12
- College Sports Madness A-Sun Player of the Week on Feb. 11
- Atlantic Sun Preseason All-Conference Team
- Has started all 60 games in her Stetson career
- Ranks ninth in school history with 80 three-point field goals made
- Ranks among the A-Sun stat leaders in scoring (4th), rebounding (10th), assists (9th), free throw pct. (4th), and minutes played (7th)
- Is averaging 18.9 points and 7.6 rebounds over her last seven games
- Tied a Stetson career-high w/ 24 pts. vs. Hofstra
- 15 points and a career-high seven assists in win vs. Florida A&M
- 16 points (4-4 3FG) in win vs. Ball State.
- 13 points, 13 rebounds, six assists vs. Lynn
- 18 points (16 in the second half), nine rebounds in win at FAU
- 10 points, eight rebounds vs. UNC Asheville
- 12 rebounds at Kennesaw State
- Led the team with 19 points and eight rebounds in win vs. UNF
- Team high 22 points (9-15 FG) in win at ETSU
- 16 points, nine rebounds at FGCU
- 23 points, seven rebounds at UNF
- Double-double of 18 points and 11 rebounds in win at Jacksonville
- Also scored her 1000th career point in that game
- 17 points, six rebounds, three assists, three steals vs. ETSU
- 23 points, nine rebounds vs. USC Upstate
- 18 points in 40 minutes at Northern Kentucky
- 17 points in win at Lipscomb

2012-13 Game-By-Game

Date	Opponent	GS	PTS	REB	AST	BLK	STL	MIN
Nov. 9	vs. Hofstra	*	24	4	4	0	1	37
Nov. 10	at USF	*	10	4	2	0	0	27
Nov. 16	Florida A&M	*	15	5	7	0	1	33
Nov. 18	at Florida State	*	9	3	1	0	0	31
Nov. 20	Bethune-Cookman	*	6	5	3	0	0	34
Nov. 25	Ball State	*	16	3	2	0	1	33
Dec. 4	Lynn University	*	13	13	6	0	1	34
Dec. 8	at Charlotte	*	12	9	1	1	1	33
Dec. 15	at Florida Atlantic	*	18	9	1	0	3	36
Dec. 18	Georgia Southern	*	9	2	2	1	1	27
Dec. 19	UNC Asheville	*	10	8	1	0	2	32
Dec. 31	*at Mercer	*	8	5	4	0	1	29
Jan. 2	*at Kennesaw State	*	6	12	0	0	0	37
Jan. 5	*North Florida	*	19	8	4	0	3	31
Jan. 7	*Jacksonville	*	6	5	5	1	2	30
Jan. 12	*at USC Upstate	*	11	5	2	0	0	29
Jan. 14	*at ETSU	*	22	5	4	1	0	35
Jan. 19	*Lipscomb	*	8	8	5	0	0	22
Jan. 21	*NKU	*	6	5	1	0	2	28
Jan. 26	*at FGCU	*	16	9	1	1	0	38
Feb. 2	*at North Florida	*	23	7	1	0	2	37
Feb. 4	*at Jacksonville	*	18	11	2	1	3	35
Feb. 9	*ETSU	*	17	6	3	2	3	34
Feb. 11	*USC Upstate	*	23	9	2	1	0	34
Feb. 16	*at NKU	*	18	5	2	0	2	40
Feb. 18	*at Lipscomb	*	17	6	1	0	0	30
Feb. 23	*FGCU							
Feb. 28	*Kennesaw State							
Mar. 2	*Mercer							

Miscellaneous Career Stats

10+ Point Games.....	36
20+ Point Games.....	10
10+ Rebound Games	5
Double-Doubles.....	3
Consec. Starts	60
Consec. Games with 2+ Reb.....	40
Consec. Games with 5+ Reb.....	16
Consec. Games with 16+ Pts.....	7

Shanasa Sanders's Career Stats (Cincinnati*/Stetson)

Season	GP	GS	Min	Avg	FG	FGA	Pct	3FG	3FGA	Pct	FT	FTA	Pct	Off	Def	Tot	Avg	PF	FO	Ast	TO	Blk	Stl	Pts	Avg
2008-09*	31	31	1053	34.0	86	246	.350	24	88	.273	39	58	.672	29	73	102	3.3	63	2	69	74	7	22	235	7.6
2009-10*	30	1	450	15.0	31	115	.270	8	39	.205	20	34	.588	18	65	83	2.8	30	0	16	36	3	9	90	3.0
2011-12	34	34	1084	31.9	141	385	.366	47	135	.348	71	100	.710	62	114	176	5.2	50	0	66	89	10	42	400	11.8
2012-13	26	26	846	32.5	133	310	.429	33	98	.337	61	79	.772	53	117	170	6.5	49	0	68	64	9	29	360	13.8
SU TOTAL	60	60	1930	32.2	274	695	.394	80	233	.343	132	179	.737	115	231	346	5.8	99	0	134	153	19	71	760	12.7
All*	121	92	3433	28.4	391	1056	.370	112	360	.311	191	271	.705	162	369	531	4.4	192	2	219	263	29	102	1085	9.0

Player Profiles



24 - Sasha Sims

Junior

6-0 • Forward

Fayetteville, Ga. / Fayette County HS

Season/Career Highs

	Season	Career
Points	23 at Mercer -- 12/31/12	25, Jacksonville -- 1/7/12
Rebounds	7, two times	13, Campbell -- 12/20/11
Assists	4, two times	4, three times
Blocks	4, four times	4, five times
Steals	3, B-CU -- 11/20/12	6, Miami (Ohio) -- 11/25/11
Minutes	37, ETSU -- 2/9/13	44, Jacksonville -- 1/7/12

Season/Career Notes

- Atlantic Sun Preseason All-Conference Team
- Needs 12 points for 1000
- Ranks third in school history in blocks (106)
- Ranks second in the A-Sun in blocked shots (37), 11th in FG% (.442), and 17th in scoring (10.1 ppg)
- Has played in 93 consecutive games without missing any
- 16 points and five rebounds vs. Hofstra
- 14 points and four rebounds vs. Ball State
- 10 points and six rebounds vs. Lynn
- 10 points, four assists, and three blocks at Charlotte
- 23 points on 9-of-13 shooting at Mercer (2-4 3FG)
- 13 second-half points in win at USC Upstate
- 22 points (9-11 FG) seven boards vs. Lipscomb
- 18 points (7-9 FG in 2nd half) in win at Jacksonville
- 20 points, five rebounds vs. ETSU
- 67 straight games with at least one rebound

2012-13 Game-By-Game

Date	Opponent	GS	PTS	REB	AST	BLK	STL	MIN
Nov. 9	vs. Hofstra		16	5	0	1	2	25
Nov. 10	at USF	*	6	3	3	1	1	31
Nov. 16	Florida A&M		6	6	1	1	0	19
Nov. 18	at Florida State		2	1	0	0	2	22
Nov. 20	Bethune-Cookman		6	3	0	1	3	17
Nov. 25	Ball State		14	4	1	1	1	26
Dec. 4	Lynn University	*	10	6	0	0	1	31
Dec. 8	at Charlotte	*	10	4	4	3	1	20
Dec. 15	at Florida Atlantic		9	6	2	0	1	27
Dec. 18	Georgia Southern		1	2	0	2	1	16
Dec. 19	UNC Asheville		9	2	4	4	0	20
Dec. 31	*at Mercer	*	23	4	2	2	1	32
Jan. 2	*at Kennesaw State	*	4	5	1	4	1	30
Jan. 5	*North Florida		11	5	1	0	2	27
Jan. 7	*Jacksonville		9	7	0	4	1	29
Jan. 12	*at USC Upstate		13	1	1	1	0	21
Jan. 14	*at ETSU		9	3	1	2	2	32
Jan. 19	*Lipscomb		22	7	3	1	0	24
Jan. 21	*NKU	*	13	3	1	1	0	31
Jan. 26	*at FGCU	*	9	4	1	2	0	36
Feb. 2	*at North Florida	*	2	5	1	0	0	30
Feb. 4	*at Jacksonville	*	18	2	2	4	1	32
Feb. 9	*ETSU	*	20	5	1	0	1	37
Feb. 11	*USC Upstate	*	8	4	0	2	1	25
Feb. 16	*at NKU	*	5	5	0	0	0	25
Feb. 18	*at Lipscomb		8	1	0	0	1	26
Feb. 23	*FGCU							
Feb. 28	*Kennesaw State							
Mar. 2	*Mercer							

Miscellaneous Career Stats

10+ Point Games.....	51
20+ Point Games.....	7
10+ Rebound Games	9
Double-Doubles.....	6
Consecutive Game w/a rebound	67

Sasha Sims's Career Stats

Season	GP	GS	Min	Avg	FG	FGA	Pct	3FG	3FGA	Pct	FT	FTA	Pct	Off	Def	Tot	Avg	PF	FO	Ast	TO	Blk	Stl	Pts	Avg
2010-11	33	28	960	29.1	115	294	.391	40	105	.381	52	74	.703	30	127	157	4.8	46	0	34	51	24	26	322	9.8
2011-12	34	33	1105	32.5	143	393	.364	32	112	.286	85	114	.746	55	179	234	6.9	66	1	37	80	45	34	403	11.9
2012-13	26	14	691	26.6	102	231	.442	22	64	.344	37	45	.822	20	83	103	4.0	40	0	30	41	37	24	263	10.1
TOTAL	93	75	2756	29.6	360	918	.392	94	281	.335	174	233	.747	105	389	494	5.3	152	1	101	172	106	84	988	10.6

Player Profiles



30 - Victoria McGowan

Senior

5-5 • Guard

Inkster, Mich. / Bowling Green

Season/Career Highs

	Season	Career
Points	33, at KSU -- 1/2/13	33, at KSU -- 1/2/13
Rebounds	12, two times	12, three times
Assists	10, at Lipscomb -- 2/18/13	10, four times
Blocks	1, four times	2, two times
Steals	5, two times	8, at Ball State -- 12/4/11
Minutes	39, at KSU -- 1/2/13	47, at Ball State -- 12/4/11

Season/Career Notes

- Atlantic Sun Preseason Player of the Year
- **Three-time Atlantic Sun Player of the Week (Nov. 27, Jan. 8, Feb. 19)**
- Was one of 30 Senior CLASS Award candidates
- Hatter Classic MVP
- One of two active players (Brittany Griner) with four career triple-doubles
- Ranks fourth in school history and 26th in A-Sun history with 1445 points
- Also ranks among school career leaders in scoring (2nd), field goals (9th), three-point field goals (2nd), free throws (10th), assists (5th), and steals (5th)
- Ranks second in the A-Sun and seventh nationally in 3FG Pct. (.450)
- Leads the A-Sun in three-point field goals made (59)
- Also ranks among the A-Sun stat leaders in scoring (3rd) rebounding (9th), field goal pct. (5th), assists (3rd), free throw pct. (9th), steals (5th), and A/TO ratio (3rd)
- Has scored in double figures in 23 of her 25 games this year (12 straight)
- Is averaging 17.0 ppg in conference games
- Was injured in the Hofstra game (after scoring 17 points)
- Missed her only game as a Hatter Nov. 10 at USF
- 23 points, 12 rebounds, seven assists in win over Florida A&M
- 27 points (19 second half), 8 reb., 4 ast., 5 stl vs. Bethune-Cookman
- 16 points (4-5 3FG), 7 assists vs. Ball State.
- 23 points in 38 minutes at Charlotte
- 17 points, six rebounds in win at FAU
- 21 points, nine rebounds in win at Mercer
- Career-high 33 points (15-17 FT), 10 rebounds in win at KSU
- 27 points (11-17 FG, 5-7 3FG), six rebounds, six assists vs. Jacksonville
- Near triple double (10/9/8) in win at ETSU
- 16 points, eight rebounds, four assists in win over NKU
- 16 points, five rebounds, four assists at FGCU
- 16 points, six rebounds at UNF
- 12 points, eight rebounds, four assists in win at Jacksonville
- 14 points, five assists vs. ETSU
- 13 points, five rebounds, four assists vs. USC Upstate
- 23 points, six rebounds, three steals at Northern Kentucky
- Triple-double: 19 pts/12 reb/10 ast in win at Lipscomb

Notes on McGowan's 33-point game KSU:

- The 33 points was (1) a career-high for McGowan, (2) at the time the highest point total in the A-Sun this year, (3) the most points in a game by a Hatter since 2006, (4) tied for the sixth-highest single-game points-total in school history, and (6) tied for the highest single-game points-total on the road in school history
- McGowan played all 20 minutes in the second half
- She scored 20 of the team's 32 second-half points
- She scored eight straight points over four consecutive possessions as Stetson went from trailing by five to leading by three
- Her 15 free throws made was just one shy of the school record

2012-13 Game-By-Game

Date	Opponent	GS	PTS	REB	AST	BLK	STL	MIN
Nov. 9	vs. Hofstra	*	17	5	5	0	0	26
Nov. 10	at USF		DNP -- injured					
Nov. 16	Florida A&M	*	23	12	7	0	5	33
Nov. 18	at Florida State	*	2	5	2	0	0	24
Nov. 20	Bethune-Cookman	*	27	8	4	0	5	37
Nov. 25	Ball State	*	16	4	7	1	1	33
Dec. 4	Lynn University	*	10	9	5	0	2	28
Dec. 8	at Charlotte	*	23	2	3	0	3	38
Dec. 15	at Florida Atlantic	*	17	6	2	0	0	24
Dec. 18	Georgia Southern	*	15	8	6	0	2	27
Dec. 19	UNC Asheville	*	17	5	6	0	2	32
Dec. 31	*at Mercer	*	21	9	2	0	2	34
Jan. 2	*at Kennesaw State	*	33	10	2	0	2	39
Jan. 5	*North Florida	*	5	6	3	0	3	19
Jan. 7	*Jacksonville	*	27	6	6	0	4	36
Jan. 12	*at USC Upstate	*	15	4	4	0	0	26
Jan. 14	*at ETSU	*	10	9	8	1	1	33
Jan. 19	*Lipscomb	*	15	6	4	0	1	30
Jan. 21	*NKU	*	16	8	4	0	0	33
Jan. 26	*at FGCU	*	16	5	4	0	2	40-
Feb. 2	*at North Florida	*	16	6	0	0	3	38
Feb. 4	*at Jacksonville	*	12	8	4	0	4	35
Feb. 9	*ETSU	*	14	3	5	1	4	31
Feb. 11	*USC Upstate	*	13	5	4	0	1	30
Feb. 16	*at NKU	*	23	6	0	0	3	29
Feb. 18	*at Lipscomb	*	19	12	10	1	2	37
Feb. 23	*FGCU							
Feb. 28	*Kennesaw State							
Mar. 2	*Mercer							

Miscellaneous Career Stats (91 Games Played)

10+ Point Games.....	74	10+ Assist Games	4
20+ Point Games.....	22	Double-Doubles.....	12
10+ Rebound Games	12	Triple-Doubles	4

Victoria McGowan's Career Records, Awards, & Milestones

- **Senior CLASS Award Candidate** **2012-13**
- Atlantic Sun Player of the Year 2011-12
- First-Team All-Atlantic Sun 2011-12
- Second-Team All-Atlantic Sun 2010-11
- Atlantic Sun Tournament MVP 2010-11
- Atlantic Sun All-Tournament Team 2011-12
- Atlantic Sun Preseason Player of the Year 2011-12
- **Atlantic Sun Preseason Player of the Year**..... **2012-13**
- Winthrop Classic MVP 2011-12
- Hatter Classic All-Tournament Team (3x)..... 2010, 2011, **2012 (MVP)**
- Atlantic Sun Conference Newcomer of the Week 1/18/11
- Atlantic Sun Conference Newcomer of the Week 2/15/11
- Atlantic Sun Conference Player of the Week 11/22/11
- Atlantic Sun Conference Player of the Week 12/6/11
- Atlantic Sun Conference Player of the Week 12/13/11
- Atlantic Sun Conference Player of the Week 1/10/12
- **Atlantic Sun Conference Player of the Week** **11/27/12**
- **Atlantic Sun Conference Player of the Week** **1/8/13**
- **Atlantic Sun Conference Player of the Week** **2/19/13**
- **College Sports Madness Player of the Week (3x)** **2012-13**
- Miracle in Macon / #1 Sportscenter Top 10 Plays Mar. 4, 2011
- Scored 1000th Career Point Mar. 3, 2012
- Led the NCAA in triple-doubles (3) 2011-12
- Led the A-Sun in points (563), assists (160), steals (88), field goals (186), and free throws (129) 2011-12
- Co-set school record with 34 GP/GS 2011-12

Victoria McGowan's Career Stats (BGSU*/Stetson)

Season	GP	GS	Min	Avg	FG	FGA	Pct	3FG	3FGA	Pct	FT	FTA	Pct	Off	Def	Tot	Avg	PF	FO	Ast	TO	Blk	Stl	Pts	Avg
2008-09*	16	0	64	4.0	6	18	.333	0	4	.000	4	8	.500	3	9	12	0.8	10	0	11	17	0	3	16	1.0
2010-11	33	33	993	30.1	164	412	.398	45	147	.306	87	123	.707	50	134	184	5.6	73	1	141	155	7	78	460	13.9
2011-12	34	34	1141	33.6	186	443	.420	62	166	.373	129	149	.866	65	164	229	6.7	63	0	160	122	5	88	563	16.6
2012-13	25	24	792	31.7	153	312	.490	59	131	.450	57	77	.740	49	118	167	6.7	46	0	107	66	4	52	422	16.9
SU TOTAL	92	91	2926	31.8	503	1167	.431	166	444	.374	273	349	.782	164	416	580	6.3	182	1	408	343	16	218	1445	15.7
All*	108	91	2990	27.7	509	1185	.430	166	448	.371	277	357	.776	167	425	592	5.5	192	1	419	360	16	221	1461	13.5



25 - Ashley Buis

Senior

5-11 • Guard/Forward

Linden, Ind. / Oregon

Season/Career Highs

	Season	Career
Points	6, two times	16, three times
Rebounds	3, at USF -- 11/10/12	5, two times
Assists	2, at Mercer -- 12/31/12	2, five times
Blocks	1, B-CU -- 11/20/12	1, two times
Steals	0	3, vs. Sacramento, 11/28/10
Minutes	12, at USF -- 11/10/12	23, two times

Season/Career Notes

- Has hit six three-pointers this season
- One three-pointer each vs. USF and Florida A&M
- Hit a pair of threes each vs. Ball State and UNF
- Two assists at Mercer

2012-13 Game-By-Game

Date	Opponent	GS	PTS	REB	AST	BLK	STL	MIN
Nov. 9	vs. Hofstra		0	0	0	0	0	3
Nov. 10	at USF		3	3	0	0	0	12
Nov. 16	Florida A&M		3	0	0	0	0	3
Nov. 18	at Florida State		0	0	0	0	0	5
Nov. 20	Bethune-Cookman		0	1	0	1	0	2
Nov. 25	Ball State		6	1	0	0	0	6
Dec. 4	Lynn University		0	0	0	0	0	2
Dec. 8	at Charlotte		DNP -- Coach's Decision					
Dec. 15	at Florida Atlantic		DNP -- Coach's Decision					
Dec. 18	Georgia Southern		0	0	0	0	0	2
Dec. 19	UNC Asheville		DNP -- Coach's Decision					
Dec. 31	*at Mercer		0	0	2	0	0	8
Jan. 2	*at Kennesaw State		0	0	0	0	0	4
Jan. 5	*North Florida		6	2	1	0	0	10
Jan. 7	*Jacksonville		DNP -- Coach's Decision					
Jan. 12	*at USC Upstate		0	0	0	0	0	2
Jan. 14	*at ETSU		DNP -- Coach's Decision					
Jan. 19	*Lipscomb		0	0	0	0	0	4
Jan. 21	*NKU		0	0	0	0	0	3
Jan. 26	*at FGCU		DNP -- Coach's Decision					
Feb. 2	*at North Florida		DNP -- Coach's Decision					
Feb. 4	*at Jacksonville		DNP -- Coach's Decision					
Feb. 9	*ETSU		DNP -- Coach's Decision					
Feb. 11	*USC Upstate		0	0	0	0	0	1
Feb. 16	*at NKU		DNP -- Coach's Decision					
Feb. 18	*at Lipscomb		0	0	0	0	0	2
Feb. 23	*FGCU							
Feb. 28	*Kennesaw State							
Mar. 2	*Mercer							

Ashley Buis's Career Stats (Oregon*/Stetson)

Season	GP	GS	Min	Avg	FG	FGA	Pct	3FG	3FGA	Pct	FT	FTA	Pct	Off	Def	Tot	Avg	PF	FO	Ast	TO	Blk	Stl	Pts	Avg
2010-11*	28	21	431	15.4	57	196	.291	36	126	.286	9	13	.692	14	19	33	1.2	25	0	14	24	1	16	159	5.7
2012-13	16	0	69	4.3	6	28	.214	6	19	.316	0	0	.000	0	7	7	0.4	6	0	3	7	1	0	18	1.1
All*	44	21	500	11.4	63	224	.281	42	145	.290	9	13	.692	14	26	40	0.9	31	0	17	31	2	16	177	4.0



31 - Amena Brent

Freshman

6-1 • Forward

Homewood, Ill. / Homewood-Flossmoor HS

Season/Career Highs

	Season/Career
Points	1, at Mercer -- 12/31/12
Rebounds	2, Lynn -- 12/4/12
Assists	0
Blocks	0
Steals	0
Minutes	8, at USF -- 11/10/12

Brent's Season/Career Notes

- Two rebounds in win vs. Lynn
- One free throw at Mercer
- One rebound vs. USC Upstate and at Lipscomb

2012-13 Game-By-Game

Date	Opponent	GS	PTS	REB	AST	BLK	STL	MIN
Nov. 9	vs. Hofstra		DNP -- Coach's Decision					
Nov. 10	at USF		0	0	0	0	0	8
Nov. 16	Florida A&M		0	1	0	0	0	2
Nov. 18	at Florida State		DNP -- Coach's Decision					
Nov. 20	Bethune-Cookman		DNP -- Coach's Decision					
Nov. 25	Ball State		DNP -- Coach's Decision					
Dec. 4	Lynn University		0	2	0	0	0	5
Dec. 8	at Charlotte		DNP -- Coach's Decision					
Dec. 15	at Florida Atlantic		DNP -- Coach's Decision					
Dec. 18	Georgia Southern		DNP -- Coach's Decision					
Dec. 19	UNC Asheville		0	0	0	0	0	1
Dec. 31	*at Mercer		1	0	0	0	0	1
Jan. 2	*at Kennesaw State		DNP -- Coach's Decision					
Jan. 5	*North Florida		0	0	0	0	0	1
Jan. 7	*Jacksonville		DNP -- Coach's Decision					
Jan. 12	*at USC Upstate		DNP -- Coach's Decision					
Jan. 14	*at ETSU		DNP -- Coach's Decision					
Jan. 19	*Lipscomb		0	0	0	0	0	2
Jan. 21	*NKU		DNP -- Coach's Decision					
Jan. 26	*at FGCU		DNP -- Coach's Decision					
Feb. 2	*at North Florida		DNP -- Coach's Decision					
Feb. 4	*at Jacksonville		DNP -- Coach's Decision					
Feb. 9	*ETSU		DNP -- Coach's Decision					
Feb. 11	*USC Upstate		0	1	0	0	0	1
Feb. 16	*at NKU		DNP -- Coach's Decision					
Feb. 18	*at Lipscomb		0	1	0	0	0	1
Feb. 23	*FGCU							
Feb. 28	*Kennesaw State							
Mar. 2	*Mercer							

Amena Brent's Season Stats

Season	GP	GS	Min	Avg	FG	FGA	Pct	3FG	3FGA	Pct	FT	FTA	Pct	Off	Def	Tot	Avg	PF	FO	Ast	TO	Blk	Stl	Pts	Avg
2012-13	9	0	22	2.4	0	2	.000	0	0	.000	1	2	.500	1	4	5	0.6	4	0	0	3	0	0	1	0.1

Player Profiles



34 - Janelle Mills

Senior

6-1 • Forward

Wesley Chapel, Fla. / Wesley Chapel HS

Season/Career Highs

	Season	Career
Points	8, Lipscomb -- 1/19/13	9, FGCU -- 1/20/11
Rebounds	5, two times	11, Lipscomb -- 2/20/10
Assists	1, GSU -- 12/18/12	3, FGCU -- 1/20/11
Blocks	2, four times	5, USC Upstate -- 2/7/11
Steals	2, at Lipscomb -- 2/18/13	3, Belmont -- 1/05/11
Minutes	22, at ETSU -- 1/14/13	36, Jacksonville, 2/26/11

Season/Career Notes

- Stetson's all-time leader in games played (123)
- Has played in 123 consecutive games without missing any
- Ranks fifth in school history in blocked shots (78)
- Four points in season opener vs. Hofstra
- Four points, three rebounds at Mercer
- Played key role in zone defense that sparked 12-point rally at KSU
- Four points, five rebounds in a win over Jacksonville
- Eight points, five rebounds in a win over Lipscomb
- Five points in a start at Jacksonville

2012-13 Game-By-Game

Date	Opponent	GS	PTS	REB	AST	BLK	STL	MIN
Nov. 9	vs. Hofstra	*	4	0	0	1	0	11
Nov. 10	at USF		0	3	0	0	0	7
Nov. 16	Florida A&M		0	2	0	1	0	12
Nov. 18	at Florida State		0	0	0	0	0	7
Nov. 20	Bethune-Cookman		2	0	0	0	0	3
Nov. 25	Ball State	*	0	2	0	0	0	9
Dec. 4	Lynn University		0	0	0	0	0	2
Dec. 8	at Charlotte		0	0	0	0	0	2
Dec. 15	at Florida Atlantic		0	0	0	0	0	3
Dec. 18	Georgia Southern		0	3	1	1	0	11
Dec. 19	UNC Asheville		0	2	0	1	0	17
Dec. 31	*at Mercer		4	3	0	1	0	19
Jan. 2	*at Kennesaw State		2	1	0	0	0	17
Jan. 5	*North Florida		2	2	1	0	0	13
Jan. 7	*Jacksonville		4	5	0	2	0	16
Jan. 12	*at USC Upstate		2	0	0	2	0	12
Jan. 14	*at ETSU		3	2	0	0	0	22
Jan. 19	*Lipscomb		8	5	0	0	1	20
Jan. 21	*NKU		0	3	0	0	0	7
Jan. 26	*at FGCU		0	1	0	2	0	14
Feb. 2	*at North Florida		0	4	0	0	0	13
Feb. 4	*at Jacksonville	*	5	0	1	1	2	15
Feb. 9	*ETSU	*	2	4	1	2	1	16
Feb. 11	*USC Upstate		0	1	1	0	0	5
Feb. 16	*at NKU		2	0	0	0	0	9
Feb. 18	*at Lipscomb		0	1	0	0	2	14
Feb. 23	*FGCU							
Feb. 28	*Kennesaw State							
Mar. 2	*Mercer							

Janelle Mills's Career Stats

Season	GP	GS	Min	Avg	FG	FGA	Pct	3FG	3FGA	Pct	FT	FTA	Pct	Off	Def	Tot	Avg	PF	FO	Ast	TO	Blk	Stl	Pts	Avg
2009-10	30	9	491	16.4	27	67	.403	1	3	.333	19	39	.487	35	55	90	3.0	58	2	4	19	14	8	74	2.5
2010-11	33	24	726	22.0	34	90	.378	4	11	.364	21	36	.583	40	95	135	4.1	61	2	17	33	34	22	93	2.8
2011-12	34	0	318	9.4	16	37	.432	0	3	.000	4	8	.500	22	26	48	1.4	25	0	6	16	14	5	36	1.1
2012-13	26	4	296	11.4	19	42	.452	0	4	.000	2	3	.667	17	27	44	1.7	23	0	5	13	16	6	40	1.5
TOTAL	123	37	1831	14.9	96	236	.407	5	21	.238	46	86	.535	114	203	317	2.6	167	4	32	81	78	41	243	2.0



40 - Cha Cha Williams

Freshman

6-1 • Forward

Bolingbrook, Ill. / Bolingbrook HS

Season/Career Highs

	Season/Career
Points	0
Rebounds	1, two times
Assists	0
Blocks	0
Steals	0
Minutes	14 vs. Hofstra -- 11/9/12

Season/Career Notes

- Has taken three charges


2012-13 Game-By-Game

Date	Opponent	GS	PTS	REB	AST	BLK	STL	MIN
Nov. 9	vs. Hofstra		0	1	0	0	0	14
Nov. 10	at USF		0	0	0	0	0	3
Nov. 16	Florida A&M		0	0	0	0	0	2
Nov. 18	at Florida State		0	0	0	0	0	3
Nov. 20	Bethune-Cookman		DNP -- Coach's Decision					
Nov. 25	Ball State		DNP -- Coach's Decision					
Dec. 4	Lynn University		0	0	0	0	0	1
Dec. 8	at Charlotte		DNP -- Coach's Decision					
Dec. 15	at Florida Atlantic		DNP -- Coach's Decision					
Dec. 18	Georgia Southern		0	0	0	0	0	1
Dec. 19	UNC Asheville		0	0	0	0	0	1
Dec. 31	*at Mercer		DNP -- Injured					
Jan. 2	*at Kennesaw State		DNP -- Coach's Decision					
Jan. 5	*North Florida		0	0	0	0	0	1
Jan. 7	*Jacksonville		DNP -- Coach's Decision					
Jan. 12	*at USC Upstate		DNP -- Coach's Decision					
Jan. 14	*at ETSU		DNP -- Coach's Decision					
Jan. 19	*Lipscomb		DNP -- Coach's Decision					
Jan. 21	*NKU		DNP -- Coach's Decision					
Jan. 26	*at FGCU		DNP -- Coach's Decision					
Feb. 2	*at North Florida		DNP -- Coach's Decision					
Feb. 4	*at Jacksonville		DNP -- Coach's Decision					
Feb. 9	*ETSU		DNP -- Coach's Decision					
Feb. 11	*USC Upstate		0	0	0	0	0	1
Feb. 16	*at NKU		DNP -- Coach's Decision					
Feb. 18	*at Lipscomb		0	1	0	0	0	2
Feb. 23	*FGCU							
Feb. 28	*Kennesaw State							
Mar. 2	*Mercer							

Cha Cha Williams's Season Stats

Season	GP	GS	Min	Avg	FG	FGA	Pct	3FG	3FGA	Pct	FT	FTA	Pct	Off	Def	Tot	Avg	PF	FO	Ast	TO	Blk	Stl	Pts	Avg
2012-13	10	0	29	2.9	0	2	.000	0	0	.000	0	0	.000	1	1	2	0.2	1	0	0	5	0	0	0	0.0


Recent Box Scores



Official Basketball Box Score -- Game Totals -- Final Statistics


ETSU vs Stetson

02/09/13 1:00 p.m. at DeLand, Fla. (Edmunds Center)



ETSU 65 • 6-13, 4-8 A-Sun


#	Player		Total	3-Ptr	Rebounds			PF	TP	A	TO	Blk	Stl	Min	
			FG-FGA	FG-FGA	FT-FTA	Off	Def								Tot
15	CLARK, Serena	f	3-11	0-1	2-2	1	4	5	1	8	2	0	2	1	33
41	MITCHELL, Destiny	f	4-9	0-1	0-0	3	3	6	3	8	1	3	1	0	26
05	BURLEY, Tiana	c	8-15	0-0	4-5	7	5	12	1	20	0	1	1	0	25
14	RANDALL, Shawn	g	3-9	3-5	0-0	0	3	3	3	9	2	9	1	2	27
23	BOWLING, Cara	g	4-10	2-3	0-0	0	2	2	4	10	3	1	0	2	33
11	MCQUEEN, Brianna		3-10	0-3	2-4	0	2	2	2	8	5	1	1	2	24
20	BOND, Maria		1-5	0-0	0-0	0	2	2	1	2	0	0	1	0	16
25	KEMP, Jasmine		0-0	0-0	0-0	1	2	3	3	0	0	2	2	1	16
Team						6	3	9							
Totals			26-69	5-13	8-11	18	26	44	18	65	13	17	9	8	200
FG % 1st Half: 10-34 29.4% 2nd half: 16-35 45.7% Game: 26-69 37.7%															
3FG % 1st Half: 3-7 42.9% 2nd half: 2-6 33.3% Game: 5-13 38.5%															
FT % 1st Half: 1-2 50.0% 2nd half: 7-9 77.8% Game: 8-11 72.7%															
Deadball Rebounds 3,1															
#	Player		Total	3-Ptr	Rebounds			PF	TP	A	TO	Blk	Stl	Min	
			FG-FGA	FG-FGA	FT-FTA	Off	Def								Tot
24	SIMS, Sasha	f	7-14	1-5	5-5	0	5	5	2	20	1	0	0	1	37
3	MILLS, Janelle	f	1-3	0-0	0-0	3	1	4	2	2	1	0	2	1	16
22	SHARP, Jama	g	0-4	0-1	3-4	1	3	4	1	3	0	2	0	1	24
23	SANDERS, Shanasa	g	6-14	1-4	4-4	1	5	6	0	17	3	0	2	3	34
30	McGOWAN, Victoria	g	6-14	1-5	1-1	2	1	3	0	14	5	6	1	4	31
01	CODDINGTON, C.J.		0-4	0-2	3-5	0	1	1	3	3	2	1	0	4	23
03	BURRIS, Cherisse		5-10	0-1	5-7	2	1	3	3	15	0	0	0	0	27
11	DENNIS, Ashley		0-0	0-0	0-0	0	0	0	1	0	0	0	2	0	8
Team						4	8	12			1				
Totals			25-63	3-18	21-26	13	25	38	12	74	12	10	7	14	200
FG % 1st Half: 17-37 45.9% 2nd half: 8-26 30.8% Game: 25-63 39.7%															
3FG % 1st Half: 2-11 18.2% 2nd half: 1-7 14.3% Game: 3-18 16.7%															
FT % 1st Half: 8-8 100.0% 2nd half: 13-18 72.2% Game: 21-26 80.8%															
Deadball Rebounds 3															
Score by periods	1st	2nd	Total												
ETSU	24	41	65												
Stetson	44	30	74												



Official Basketball Box Score -- Game Totals -- Final Statistics

USC Upstate vs Stetson

02/11/13 7:00 pm at DeLand, Fla. (Edmunds Center)



USC Upstate 55 • 9-15, 5-8 A-Sun

#	Player		Total	3-Ptr	Rebounds			PF	TP	A	TO	Blk	Stl	Min	
			FG-FGA	FG-FGA	FT-FTA	Off	Def								Tot
32	HICKS, Shelby	f	2-8	0-0	1-2	1	3	4	4	5	0	1	1	0	22
34	STARLING, Brittany	c	5-10	0-0	2-6	3	3	6	3	12	0	3	0	0	20
10	SMITH, Tyra	g	2-7	1-2	4-5	0	2	2	3	9	2	3	0	0	30
11	CLENCY, Brittany	g	4-12	0-1	1-4	1	0	1	2	9	1	1	1	3	34
31	HERR, Maddie	g	1-1	1-1	0-0	0	1	1	1	3	0	0	0	0	9
01	HAWKINS, Tweety		0-3	0-1	0-0	0	0	0	0	0	2	2	0	0	22
03	HADDUCK, Travonda		1-2	0-0	6-7	1	3	4	1	8	0	3	2	0	18
13	OHL, Hannah		2-4	1-3	0-0	0	3	3	1	5	1	0	0	1	18
15	McROBERTS, Lauren		2-2	0-0	0-0	2	2	4	0	4	1	1	1	2	16
23	COPNEY, Tee'Ara		0-4	0-3	0-0	0	1	1	2	0	0	0	0	0	11
Team						2	1	3			2				
Totals			19-53	3-11	14-24	10	19	29	17	55	7	16	5	7	200
FG % 1st Half: 9-24 37.5%															
3FG % 1st Half: 1-5 20.0%															
FT % 1st Half: 4-10 40.0%															
2nd half: 10-29 34.5%															
2nd half: 2-6 33.3%															
Game: 19-53 35.8%															
Game: 3-11 27.3%															
Game: 14-24 58.3%															
Deadball Rebounds 5															

Stetson 79 • 18-6, 11-2 A-Sun

#	Player		Total	3-Ptr	Rebounds			PF	TP	A	TO	Blk	Stl	Min	
			FG-FGA	FG-FGA	FT-FTA	Off	Def								Tot
24	SIMS, Sasha	f	3-7	0-1	2-2	0	4	4	2	8	0	1	2	1	25
01	CODDINGTON, C.J.	g	2-4	1-1	2-5	0	3	3	2	7	3	2	1	1	31
22	SHARP, Jama	g	5-7	1-3	0-0	0	4	4	4	11	1	0	0	2	21
23	SANDERS, Shanasa	g	7-12	2-5	7-7	2	7	9	0	23	2	4	1	0	34
30	McGOWAN, Victoria	g	5-10	2-3	1-2	2	3	5	0	13	4	0	0	1	30
03	BURRIS, Cherisse		5-7	0-0	2-3	2	3	5	4	12	0	4	0	2	22
04	PAYNE, Sydni		0-1	0-0	0-0	0	1	1	1	0	0	0	0	0	2
05	TAYLOR, Simone		1-1	0-0	0-0	1	1	2	1	2	2	2	0	0	13
11	DENNIS, Ashley		1-4	1-3	0-0	0	0	0	1	3	0	1	0	1	14
25	BUI, Ashley		0-1	0-0	0-0	0	0	0	0	0	0	0	0	0	1
31	BRENT, Amena		0-0	0-0	0-0	1	0	1	0	0	0	1	0	0	1
34	MILLS, Janelle		0-0	0-0	0-0	0	1	1	1	0	1	0	0	0	5
40	WILLIAMS, Cha Cha		0-0	0-0	0-0	0	0	0	0	0	0	0	0	0	1
Team						1	1	2			1				
Totals			29-54	7-16	14-19	9	28	37	16	79	13	15	4	8	200
FG % 1st Half: 17-26 65.4%															
3FG % 1st Half: 5-9 55.6%															
FT % 1st Half: 9-10 90.0%															
2nd half: 12-28 42.9%															
2nd half: 2-7 28.6%															
Game: 29-54 53.7%															
Game: 7-16 43.8%															
Game: 14-19 73.7%															
Deadball Rebounds 2,1															

Officials: Kim Thebo, David Kramer, Ron Ledington

Technical fouls: USC Upstate-None. Stetson-None.

Attendance: 1358

Score by periods	1st	2nd	Total
USC Upstate	23	32	55
Stetson	48	31	79

Points

UPST

28

38

Off

Point

T/O

11

2nd

Chance

2

5

Fast

Break

2

0

Bench

17

17

Last FG - UPST 2nd-00:36, STET 2nd-01:11.

Largest lead - UPST None, STET by 33 2nd-03:50.

Score tied - 1 time.

Lead changed - 0 times.



2012-13 Stetson Women's Basketball
Stetson Combined Team Statistics (as of Feb 20, 2013)
Conference games



RECORD:	OVERALL	HOME	AWAY	NEUTRAL
ALL GAMES	12-3	6-0	6-3	0-0
CONFERENCE	12-3	6-0	6-3	0-0
NON-CONFERENCE	0-0	0-0	0-0	0-0

#	Player	gp-gs	min	avg	Total		3-Point		F-Throw		Rebounds											
					fg-fga	fg%	3fg-fga	3fg%	ft-fga	ft%	off	def	tot	avg	pf	dq	a	to	blk	stl	pts	avg
30	McGOWAN, Victoria	15-14	490	32.7	94-197	.477	38-85	.447	29-39	.744	27	76	103	6.9	26	0	60	30	3	32	255	17.0
23	SANDERS, Shanasa	15-15	489	32.6	83-176	.472	15-52	.288	37-48	.771	28	77	105	7.0	30	0	38	30	7	18	218	14.5
24	SIMS, Sasha	15-11	437	29.1	70-149	.470	13-37	.351	21-26	.808	10	51	61	4.1	22	0	15	22	23	11	174	11.6
03	BURRIS, Cherisse	15-11	330	22.0	51-110	.464	2-8	.250	29-41	.707	29	42	71	4.7	39	0	12	27	8	11	133	8.9
22	SHARP, Jama	15-14	413	27.5	42-97	.433	15-46	.326	20-31	.645	6	39	45	3.0	30	0	39	19	9	37	119	7.9
11	DENNIS, Ashley	15-4	248	16.5	19-56	.339	9-38	.237	8-14	.571	5	12	17	1.1	12	0	11	10	5	9	55	3.7
01	CODDINGTON, C.J.	15-4	241	16.1	13-39	.333	1-8	.125	14-24	.583	3	11	14	0.9	24	0	20	10	3	13	41	2.7
34	MILLS, Janelle	15-2	212	14.1	16-31	.516	0-2	.000	2-3	.667	14	18	32	2.1	16	0	4	7	12	6	34	2.3
05	TAYLOR, Simone	12-0	86	7.2	7-15	.467	0-0	.000	2-3	.667	4	7	11	0.9	5	0	4	4	0	2	16	1.3
25	BUIS, Ashley	8-0	34	4.3	2-14	.143	2-10	.200	0-0	.000	0	2	2	0.3	2	0	3	3	0	0	6	0.8
31	BRENT, Amena	5-0	6	1.2	0-0	.000	0-0	.000	1-2	.500	1	1	2	0.4	1	0	0	2	0	0	1	0.2
40	WILLIAMS, Cha Cha	3-0	4	1.3	0-0	.000	0-0	.000	0-0	.000	1	0	1	0.3	0	0	0	2	0	0	0	0.0
04	PAYNE, Sydni	6-0	10	1.7	0-2	.000	0-1	.000	0-0	.000	2	1	3	0.5	5	0	0	3	0	1	0	0.0
Team											28	34	62				6					
Total.....		15	3000		397-886	.448	95-287	.331	163-231	.706	158	371	529	35.3	212	0	206	175	70	140	1052	70.1
Opponents.....		15	3000		305-843	.362	91-276	.330	144-205	.702	195	371	566	37.7	229	-	183	274	57	77	845	56.3

TEAM STATISTICS	STET	OPP
SCORING	1052	845
Points per game	70.1	56.3
Scoring margin	+13.8	-
FIELD GOALS-ATT	397-886	305-843
Field goal pct	.448	.362
3 POINT FG-ATT	95-287	91-276
3-point FG pct	.331	.330
3-pt FG made per game	6.3	6.1
FREE THROWS-ATT	163-231	144-205
Free throw pct	.706	.702
F-Throws made per game	10.9	9.6
REBOUNDS	529	566
Rebounds per game	35.3	37.7
Rebounding margin	-2.5	-
ASSISTS	206	183
Assists per game	13.7	12.2
TURNOVERS	175	274
Turnovers per game	11.7	18.3
Turnover margin	+6.6	-
Assist/turnover ratio	1.2	0.7
STEALS	140	77
Steals per game	9.3	5.1
BLOCKS	70	57
Blocks per game	4.7	3.8
ATTENDANCE	4440	11525
Home games-Avg/Game	6-740	9-1281
Neutral site-Avg/Game	-	0-0

Date	Opponent		Score	Att.
* 12/31/12	at Mercer	w	74-41	1067
* 01/02/13	at Kennesaw State	w	57-52	284
* 01/05/13	NORTH FLORIDA	w	71-57	412
* 01/07/13	JACKSONVILLE	w	73-56	334
* 01/12/13	at USC Upstate	w	84-66	412
* 01/14/13	at ETSU	w	71-55	2145
* 01/19/13	LIPSCOMB	w	92-51	386
* 01/21/13	NORTHERN KENTUCKY	w	62-39	438
* 01/26/13	at Florida Gulf Coast	L	55-74	3234
* 02/02/13	at North Florida	L	52-56	1589
* 02/04/13	at Jacksonville	w	72-51	517
* 02/09/13	ETSU	w	74-65	1512
* 02/11/13	USC UPSTATE	w	79-55	1358
* 02/16/13	at Northern Kentucky	L	68-73	1675
* 2/18/13	at Lipscomb	w	68-54	602

^ - WBI Tip-Off Classic, Daytona Beach, Fla.

% - Hatter Classic, DeLand, Fla.

* - Atlantic Sun Conference game

Score by Periods	1st	2nd	Totals
Stetson	524	528	1052
Opponents	400	445	845



2012-13 Stetson Women's Basketball
Stetson Combined Team Statistics (as of Feb 20, 2013)
All games



RECORD:	OVERALL	HOME	AWAY	NEUTRAL
ALL GAMES	19-7	12-0	7-6	0-1
CONFERENCE	12-3	6-0	6-3	0-0
NON-CONFERENCE	7-4	6-0	1-3	0-1

#	Player	gp-gs	min	avg	Total		3-Point		F-Throw		Rebounds				pf	dq	a	to	blk	stl	pts	avg
					fg-fga	fg%	3fg-fga	3fg%	ft-fa	ft%	off	def	tot	avg								
30	McGOWAN, Victoria	25-24	792	31.7	153-312	.490	59-131	.450	57-77	.740	49	118	167	6.7	46	0	107	66	4	52	422	16.9
23	SANDERS, Shanasa	26-26	846	32.5	133-310	.429	33-98	.337	61-79	.772	53	117	170	6.5	49	0	68	64	9	29	360	13.8
24	SIMS, Sasha	26-14	691	26.6	102-231	.442	22-64	.344	37-45	.822	20	83	103	4.0	40	0	30	41	37	24	263	10.1
22	SHARP, Jama	26-25	726	27.9	87-183	.475	34-91	.374	33-51	.647	13	76	89	3.4	47	0	68	46	13	58	241	9.3
03	BURRIS, Cherisse	26-21	596	22.9	93-194	.479	3-14	.214	42-59	.712	54	58	112	4.3	72	0	22	41	12	21	231	8.9
11	DENNIS, Ashley	26-4	379	14.6	31-85	.365	14-56	.250	9-16	.563	5	22	27	1.0	25	0	14	16	6	19	85	3.3
01	CODDINGTON, C.J.	26-8	427	16.4	28-84	.333	2-19	.105	26-38	.684	8	24	32	1.2	37	0	28	23	3	25	84	3.2
05	TAYLOR, Simone	23-4	289	12.6	25-55	.455	0-3	.000	8-9	.889	17	34	51	2.2	29	0	13	20	0	6	58	2.5
34	MILLS, Janelle	26-4	296	11.4	19-42	.452	0-4	.000	2-3	.667	17	27	44	1.7	23	0	5	13	16	6	40	1.5
25	BUIS, Ashley	16-0	69	4.3	6-28	.214	6-19	.316	0-0	.000	0	7	7	0.4	6	0	3	7	1	0	18	1.1
13	GARCIA, Jazmin	6-0	22	3.7	2-4	.500	0-0	.000	2-3	.667	3	4	7	1.2	6	0	1	3	0	0	6	1.0
04	PAYNE, Sydni	9-0	16	1.8	1-3	.333	0-1	.000	0-0	.000	2	1	3	0.3	6	0	0	3	0	1	2	0.2
31	BRENT, Amena	9-0	22	2.4	0-2	.000	0-0	.000	1-2	.500	1	4	5	0.6	4	0	0	3	0	0	1	0.1
40	WILLIAMS, Cha Cha	10-0	29	2.9	0-2	.000	0-0	.000	0-0	.000	1	1	2	0.2	1	0	0	5	0	0	0	0.0
Team											54	61	115				10					
Total.....		26	5200		680-1535	.443	173-500	.346	278-382	.728	297	637	934	35.9	391	0	359	361	101	241	1811	69.7
Opponents.....		26	5200		554-1492	.371	147-462	.318	282-413	.683	360	623	983	37.8	393	-	317	474	92	171	1537	59.1

TEAM STATISTICS	STET	OPP
SCORING	1811	1537
Points per game	69.7	59.1
Scoring margin	+10.5	-
FIELD GOALS-ATT	680-1535	554-1492
Field goal pct	.443	.371
3 POINT FG-ATT	173-500	147-462
3-point FG pct	.346	.318
3-pt FG made per game	6.7	5.7
FREE THROWS-ATT	278-382	282-413
Free throw pct	.728	.683
F-Throws made per game	10.7	10.8
REBOUNDS	934	983
Rebounds per game	35.9	37.8
Rebounding margin	-1.9	-
ASSISTS	359	317
Assists per game	13.8	12.2
TURNOVERS	361	474
Turnovers per game	13.9	18.2
Turnover margin	+4.3	-
Assist/turnover ratio	1.0	0.7
STEALS	241	171
Steals per game	9.3	6.6
BLOCKS	101	92
Blocks per game	3.9	3.5
ATTENDANCE	8932	17172
Home games-Avg/Game	12-744	13-1310
Neutral site-Avg/Game	-	1-143

Date	Opponent		Score	Att.
^ 11/09/12	vs Hofstra	L	75-77	143
11/10/12	at USF	L	48-70	1417
11/16/12	FLORIDA A&M	w	88-67	428
11/18/12	at Florida State	L	44-76	2763
11/20/12	BETHUNE-COOKMAN	w	66-52	394
11/25/12	BALL STATE	w	78-66	379
12/04/12	LYNN	w	65-51	2875
12/08/12	at Charlotte	L	73-81	1020
12/15/12	at FAU	w	78-66	304
% 12/18/12	GEORGIA SOUTHERN	w	70-39	211
% 12/19/12	UNC ASHEVILLE	w	74-47	205
* 12/31/12	at Mercer	w	74-41	1067
* 01/02/13	at Kennesaw State	w	57-52	284
* 01/05/13	NORTH FLORIDA	w	71-57	412
* 01/07/13	JACKSONVILLE	w	73-56	334
* 01/12/13	at USC Upstate	w	84-66	412
* 01/14/13	at ETSU	w	71-55	2145
* 01/19/13	LIPSCOMB	w	92-51	386
* 01/21/13	NORTHERN KENTUCKY	w	62-39	438
* 01/26/13	at Florida Gulf Coast	L	55-74	3234
* 02/02/13	at North Florida	L	52-56	1589
* 02/04/13	at Jacksonville	w	72-51	517
* 02/09/13	ETSU	w	74-65	1512
* 02/11/13	USC UPSTATE	w	79-55	1358
* 02/16/13	at Northern Kentucky	L	68-73	1675
* 2/18/13	at Lipscomb	w	68-54	602

^ - WBI Tip-Off Classic, Daytona Beach, Fla.

% - Hatter Classic, DeLand, Fla.

* - Atlantic Sun Conference game

Score by Periods	1st	2nd	Totals
Stetson	893	918	1811
Opponents	741	796	1537